



## Portfolio Review Report for:

---

CITY OF ORMOND BEACH POLICE OFFICERS' PENSION FUND

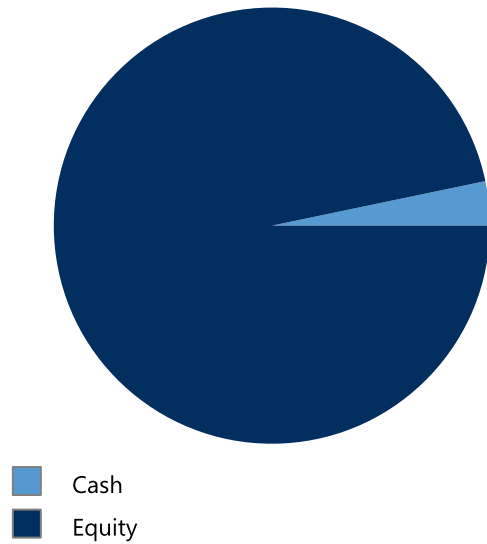
As of: March 31, 2019

Account No: CITY0062

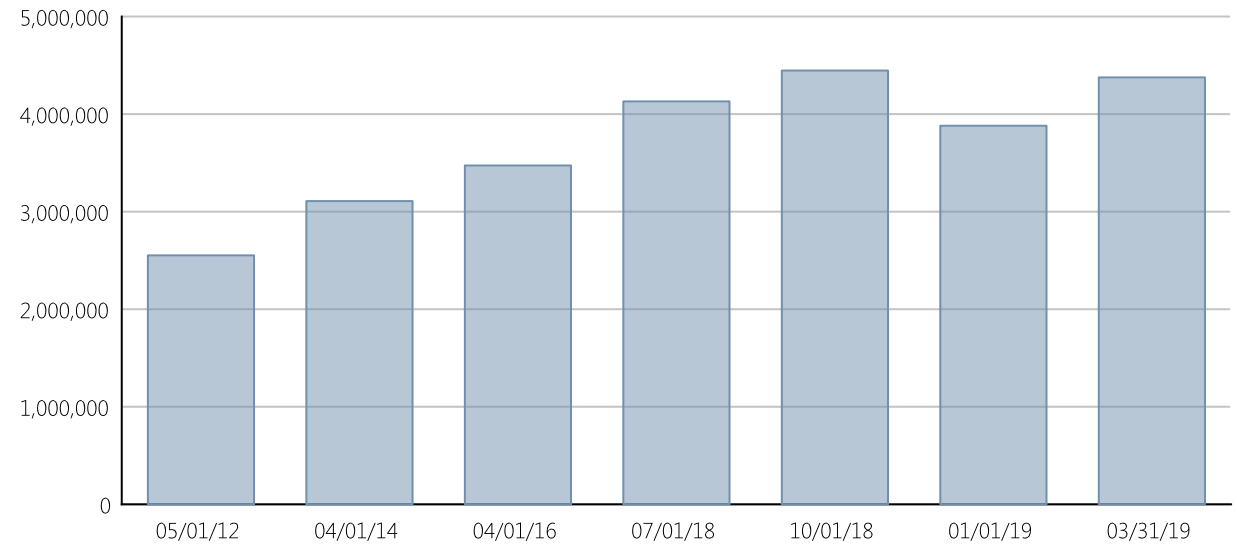
Custodian No: 3250000589

# Account Summary

## Asset Allocation



## Total Assets Over Time



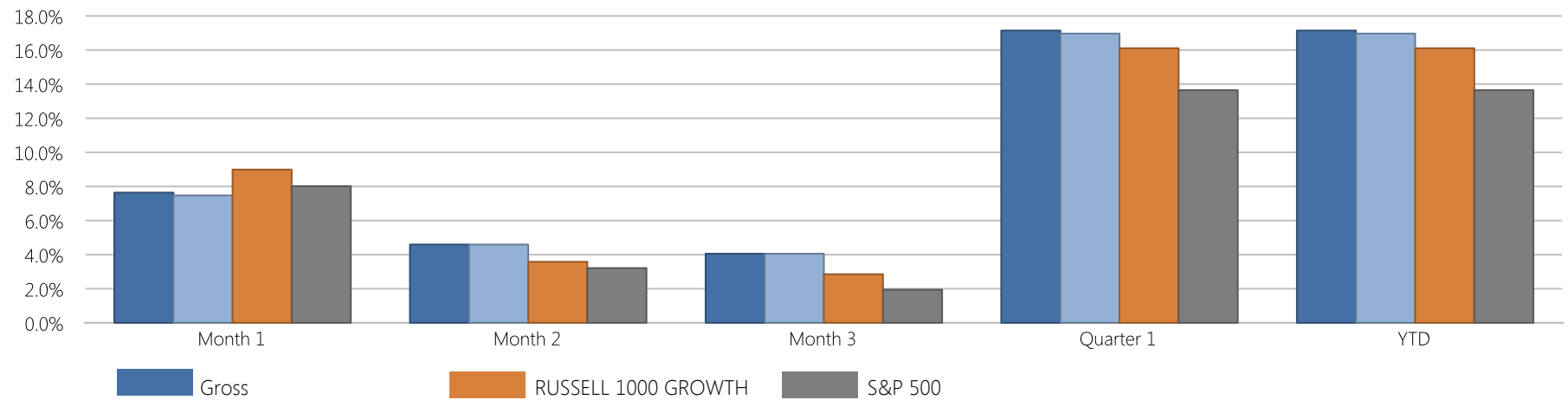
Account Objective: SMA

Current Assets as of: 03/31/2019	Percent of Total	Total Value (\$)
Cash	3.28%	143,350.36
Equity	96.72%	4,232,829.03
<b>Total</b>	<b>100.00%</b>	<b>4,376,179.39</b>

All performance figures are total time-weighted rates of returns. Performance for periods over one year is annualized. Appreciation includes realized and unrealized gains/losses, dividends, interest, and distributions. Index returns, if shown, include dividends and interest. **\*\*Past performance is not a guarantee of future returns.\*\***

## Performance Summary

QUARTERLY RETURN:	Month 1	Month 2	Month 3	Quarter 1	Quarter 2	Quarter 3	Quarter 4	YTD
GROSS	7.64%	4.59%	4.05%	17.14%				17.14%
RUSSELL 1000 GROWTH	8.99%	3.58%	2.85%	16.11%				16.11%
S&P 500	8.01%	3.21%	1.94%	13.65%				13.65%



All performance figures are total time-weighted rates of returns. Performance for periods over one year is annualized. Appreciation includes realized and unrealized gains/losses, dividends, interest, and distributions. Index returns, if shown, include dividends and interest. **\*\*Past performance is not a guarantee of future returns.\*\***

## Investment Position Detail

Security	Symbol	Qty	Price	Original Cost	Total Value	Unrealized Gain/Loss	% Total	Accr. Income	Current Yield
<b>EQUITY INVESTMENT</b>									
ACCENTURE PLC IRELAND SHS CLASS A	ACN	1,198	176.02	76,744	210,872	134,128	4.82%		1.66%
ADOBE SYS INC	ADBE	958	266.49	87,464	255,297	167,833	5.84%		
ALIGN TECHNOLOGY INC	ALGN	536	284.33	70,432	152,401	81,969	3.48%		
ALPHABET INC CAP STK CL A	GOOGL	85	1,176.89	25,938	100,036	74,097	2.29%		
ALPHABET INC CAP STK CL C	GOOG	228	1,173.31	90,138	267,515	177,377	6.12%		
AUTOMATIC DATA PROCESSING IN	ADP	1,315	159.74	97,427	210,058	112,631	4.80%	1,039	1.98%
BOOKING HLDGS INC COM	BKNG	47	1,744.91	55,765	82,011	26,246	1.87%		
DOLLAR GEN CORP NEW	DG	1,640	119.30	141,883	195,652	53,769	4.47%		1.07%
FACEBOOK INC	FB	1,739	166.69	204,491	289,874	85,383	6.63%		
GARTNER INC	IT	1,044	151.68	74,272	158,354	84,081	3.62%		
MASTERCARD INCORPORATED CL A	MA	543	235.45	33,852	127,849	93,998	2.92%		0.56%
MICROSOFT CORP	MSFT	3,269	117.94	271,539	385,546	114,007	8.81%		1.56%
NESTLE S A SPONSORED ADR	NSRGY	1,556	95.29	121,563	148,273	26,709	3.39%		2.17%
NIKE INC	NKE	2,631	84.21	62,873	221,557	158,684	5.06%	579	1.05%
O REILLY AUTOMOTIVE INC NEW	ORLY	569	388.30	98,696	220,943	122,247	5.05%		
ORACLE CORP COM	ORCL	3,044	53.71	98,870	163,493	64,623	3.74%		1.79%
PAYPAL HLDGS INC	PYPL	1,524	103.84	139,086	158,252	19,167	3.62%		
REGENERON PHARMACEUTICALS	REGN	338	410.62	115,237	138,790	23,553	3.17%		
STARBUCKS CORP	SBUX	2,947	74.34	110,351	219,080	108,729	5.01%		1.94%
VISA INC	V	1,983	156.19	82,572	309,725	227,152	7.08%		0.64%
ZOETIS INC	ZTS	2,142	100.67	157,593	215,635	58,043	4.93%		0.65%

The information provided in this report is only an estimate. You should consult your monthly custodian statements for exact information and consult a tax professional for specific tax guidance or advice. Columns may not total properly due to rounding. A total cost of zero indicates the cost is not known.

## Investment Position Detail

Security	Symbol	Qty	Price	Original Cost	Total Value	Unrealized Gain/Loss	% Total	Accr. Income	Current Yield
TOTAL EQUITY INVESTMENT				2,216,784	4,231,211	2,014,427	96.72%	1,618	0.77%
CASH AND CASH EQUIVALENTS									
US DOLLARS	USD	143,350	1.00	143,350	143,350	0	3.28%		
TOTAL CASH AND CASH EQUIVALENTS				143,350	143,350	0	3.28%		0.00%
TOTAL MARKET VALUE				2,360,135	4,374,562	2,014,427	100.00%		0.74%
ACCRUED INCOME						1,618			
TOTAL PORTFOLIO						4,376,179			

The information provided in this report is only an estimate. You should consult your monthly custodian statements for exact information and consult a tax professional for specific tax guidance or advice. Columns may not total properly due to rounding. A total cost of zero indicates the cost is not known.