



Portfolio Review Report for:

CITY OF ORMOND BEACH FIREFIGHTERS' PENSION TRUST FUND

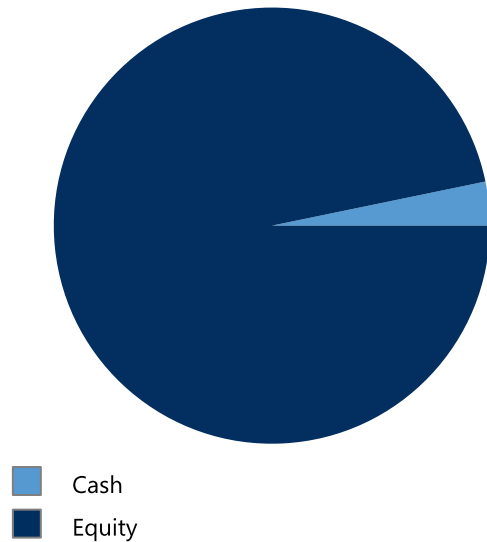
As of: March 31, 2019

Account No: CITY0063

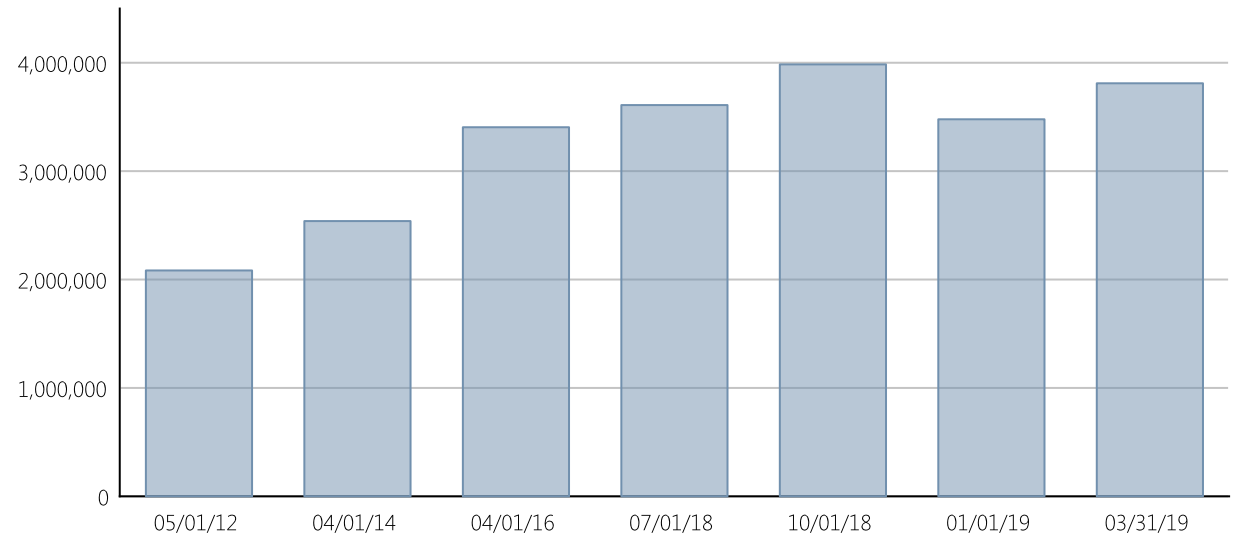
Custodian No: 3250000561

Account Summary

Asset Allocation



Total Assets Over Time



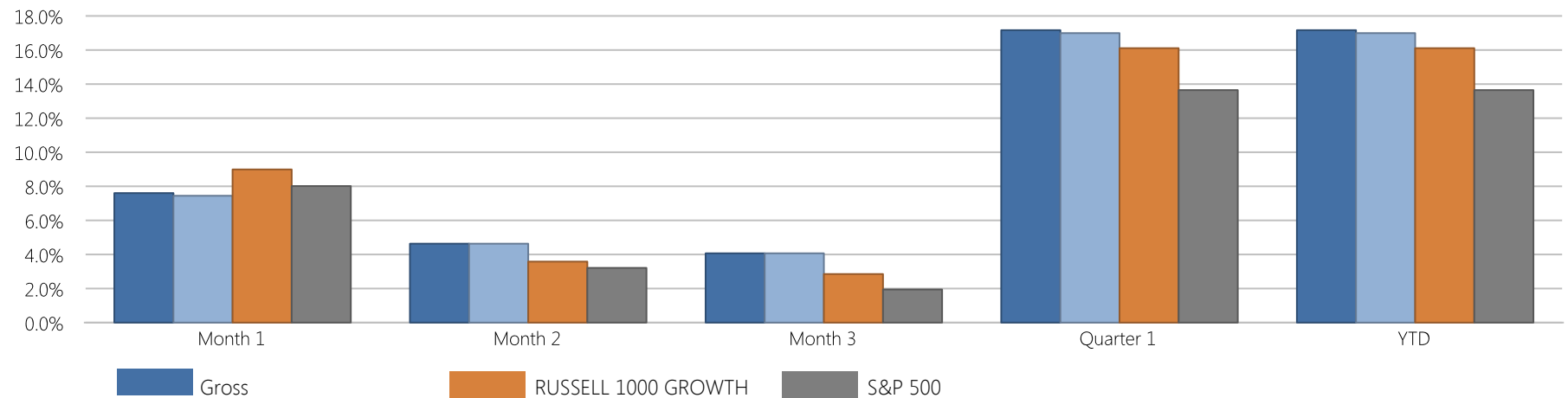
Account Objective: SMA

Current Assets as of: 03/31/2019	Percent of Total	Total Value (\$)
Cash	3.24%	123,585.49
Equity	96.76%	3,686,876.14
Total	100.00%	3,810,461.63

All performance figures are total time-weighted rates of returns. Performance for periods over one year is annualized. Appreciation includes realized and unrealized gains/losses, dividends, interest, and distributions. Index returns, if shown, include dividends and interest. ****Past performance is not a guarantee of future returns.****

Performance Summary

QUARTERLY RETURN:	Month 1	Month 2	Month 3	Quarter 1	Quarter 2	Quarter 3	Quarter 4	YTD
GROSS	7.60%	4.63%	4.07%	17.16%				17.16%
RUSSELL 1000 GROWTH	8.99%	3.58%	2.85%	16.11%				16.11%
S&P 500	8.01%	3.21%	1.94%	13.65%				13.65%



All performance figures are total time-weighted rates of returns. Performance for periods over one year is annualized. Appreciation includes realized and unrealized gains/losses, dividends, interest, and distributions. Index returns, if shown, include dividends and interest. ****Past performance is not a guarantee of future returns.****

Investment Position Detail

Security	Symbol	Qty	Price	Original Cost	Total Value	Unrealized Gain/Loss	% Total	Accr. Income	Current Yield
EQUITY INVESTMENT									
ACCENTURE PLC IRELAND SHS CLASS A	ACN	1,041	176.02	66,686	183,237	116,550	4.81%		1.66%
ADOBE SYS INC	ADBE	836	266.49	77,081	222,786	145,704	5.85%		
ALIGN TECHNOLOGY INC	ALGN	464	284.33	61,096	131,929	70,833	3.46%		
ALPHABET INC CAP STK CL A	GOOGL	74	1,176.89	22,779	87,090	64,311	2.29%		
ALPHABET INC CAP STK CL C	GOOG	201	1,173.31	76,778	235,835	159,057	6.19%		
AUTOMATIC DATA PROCESSING IN	ADP	1,148	159.74	85,493	183,382	97,888	4.81%	935	1.98%
BOOKING HLDGS INC COM	BKNG	42	1,744.91	50,209	73,286	23,077	1.92%		
DOLLAR GEN CORP NEW	DG	1,430	119.30	123,616	170,599	46,983	4.48%		1.07%
FACEBOOK INC	FB	1,512	166.69	177,818	252,035	74,217	6.62%		
GARTNER INC	IT	908	151.68	65,463	137,725	72,263	3.62%		
MASTERCARD INCORPORATED CL A	MA	474	235.45	29,550	111,603	82,053	2.93%		0.56%
MICROSOFT CORP	MSFT	2,851	117.94	236,499	336,247	99,748	8.83%		1.56%
NESTLE S A SPONSORED ADR	NSRGY	1,351	95.29	105,532	128,738	23,206	3.38%		2.17%
NIKE INC	NKE	2,288	84.21	57,148	192,672	135,525	5.06%	519	1.05%
O REILLY AUTOMOTIVE INC NEW	ORLY	487	388.30	84,392	189,102	104,710	4.96%		
ORACLE CORP COM	ORCL	2,654	53.71	87,643	142,546	54,903	3.74%		1.79%
PAYPAL HLDGS INC	PYPL	1,322	103.84	120,630	137,276	16,647	3.60%		
REGENERON PHARMACEUTICALS	REGN	293	410.62	99,884	120,312	20,428	3.16%		
STARBUCKS CORP	SBUX	2,571	74.34	96,286	191,128	94,842	5.02%		1.94%
VISA INC	V	1,727	156.19	72,960	269,740	196,780	7.08%		0.64%
ZOETIS INC	ZTS	1,869	100.67	137,512	188,152	50,640	4.94%		0.65%

The information provided in this report is only an estimate. You should consult your monthly custodian statements for exact information and consult a tax professional for specific tax guidance or advice. Columns may not total properly due to rounding. A total cost of zero indicates the cost is not known.

Investment Position Detail

Security	Symbol	Qty	Price	Original Cost	Total Value	Unrealized Gain/Loss	% Total	Accr. Income	Current Yield
TOTAL EQUITY INVESTMENT				1,935,055	3,685,422	1,750,367	96.76%	1,454	0.77%
CASH AND CASH EQUIVALENTS									
US DOLLARS	USD	123,585	1.00	123,585	123,585	0	3.24%		
TOTAL CASH AND CASH EQUIVALENTS				123,585	123,585	0	3.24%		0.00%
TOTAL MARKET VALUE				2,058,641	3,809,008	1,750,367	100.00%		0.75%
ACCRUED INCOME						1,454			
TOTAL PORTFOLIO						3,810,462			

The information provided in this report is only an estimate. You should consult your monthly custodian statements for exact information and consult a tax professional for specific tax guidance or advice. Columns may not total properly due to rounding. A total cost of zero indicates the cost is not known.