



Portfolio Review Report for:

CITY OF ORMOND BEACH POLICE OFFICERS' PENSION FUND

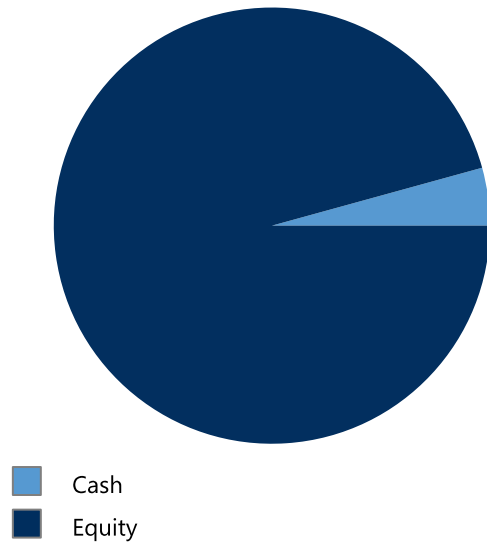
As of: December 31, 2018

Account No: CITY0062

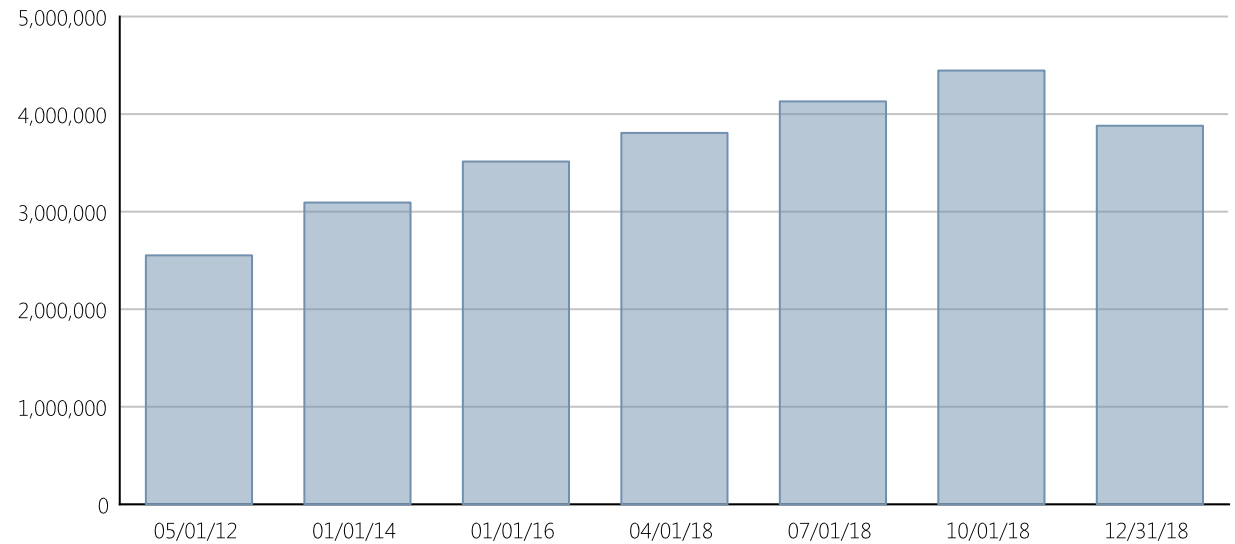
Custodian No: 3250000589

Account Summary

Asset Allocation



Total Assets Over Time



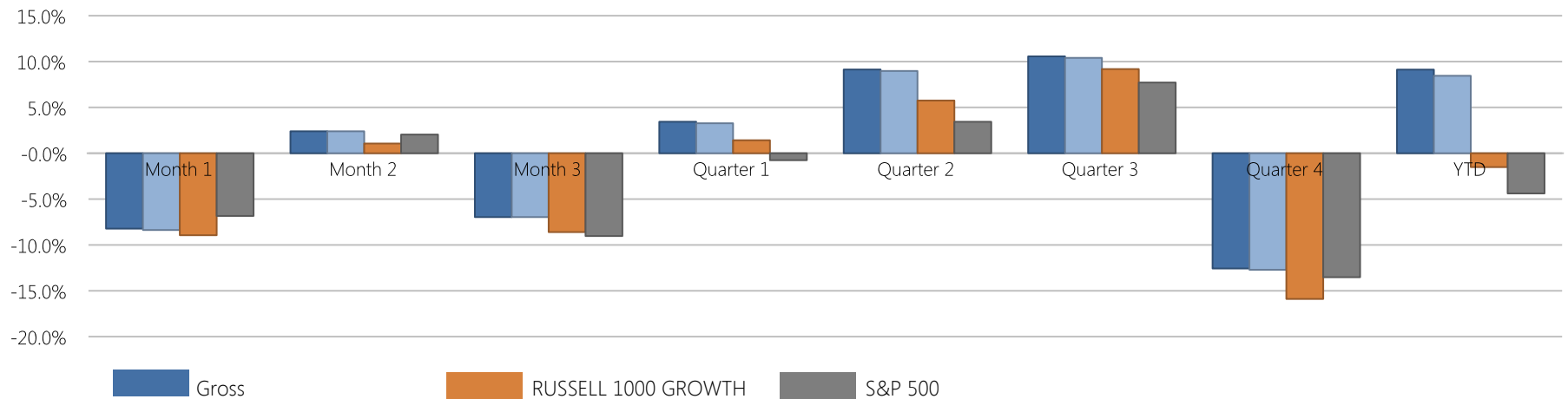
Account Objective: SMA

Current Assets as of: 12/31/2018	Percent of Total	Total Value (\$)
Cash	4.28%	166,016.08
Equity	95.72%	3,714,733.27
Total	100.00%	3,880,749.35

All performance figures are total time-weighted rates of returns. Performance for periods over one year is annualized. Appreciation includes realized and unrealized gains/losses, dividends, interest, and distributions. Index returns, if shown, include dividends and interest. ****Past performance is not a guarantee of future returns.****

Performance Summary

QUARTERLY RETURN:	Month 1	Month 2	Month 3	Quarter 1	Quarter 2	Quarter 3	Quarter 4	YTD
GROSS	-8.22%	2.39%	-6.96%	3.44%	9.13%	10.56%	-12.57%	9.12%
RUSSELL 1000 GROWTH	-8.94%	1.06%	-8.60%	1.42%	5.75%	9.18%	-15.89%	-1.51%
S&P 500	-6.84%	2.04%	-9.03%	-0.76%	3.43%	7.71%	-13.52%	-4.38%



All performance figures are total time-weighted rates of returns. Performance for periods over one year is annualized. Appreciation includes realized and unrealized gains/losses, dividends, interest, and distributions. Index returns, if shown, include dividends and interest. ****Past performance is not a guarantee of future returns.****

Investment Position Detail

Security	Symbol	Qty	Price	Original Cost	Total Value	Unrealized Gain/Loss	% Total	Accr. Income	Current Yield
EQUITY INVESTMENT									
ACCENTURE PLC IRELAND SHS CLASS A	ACN	1,238	141.01	79,306	174,570	95,264	4.50%		2.07%
ADOBE SYS INC	ADBE	978	226.24	89,290	221,263	131,973	5.70%		
ALIGN TECHNOLOGY INC	ALGN	383	209.43	30,668	80,212	49,544	2.07%		
ALPHABET INC CAP STK CL A	GOOGL	88	1,044.96	26,854	91,956	65,103	2.37%		
ALPHABET INC CAP STK CL C	GOOG	238	1,035.61	94,091	246,475	152,384	6.35%		
AUTOMATIC DATA PROCESSING IN	ADP	1,751	131.12	129,729	229,591	99,862	5.92%	1,383	2.41%
BOOKING HLDGS INC COM	BKNG	50	1,722.42	59,324	86,121	26,797	2.22%		
DOLLAR GEN CORP NEW	DG	1,700	108.08	147,074	183,736	36,662	4.74%		1.07%
FACEBOOK INC	FB	1,779	131.09	209,194	233,209	24,015	6.01%		
GARTNER INC	IT	1,084	127.84	77,118	138,579	61,460	3.57%		
MASTERCARD INCORPORATED CL A	MA	563	188.65	35,098	106,210	71,112	2.74%		0.70%
MICROSOFT CORP	MSFT	3,389	101.57	281,507	344,221	62,714	8.87%		1.81%
NESTLE S A SPONSORED ADR	NSRGY	1,606	80.95	125,470	130,006	4,536	3.35%		2.51%
NIKE INC	NKE	2,701	74.14	64,545	200,252	135,707	5.16%	594	1.19%
NVIDIA CORP	NVDA	624	133.50	174,768	83,304	-91,464	2.15%		0.48%
O REILLY AUTOMOTIVE INC NEW	ORLY	680	344.33	117,950	234,144	116,195	6.04%		
ORACLE CORP COM	ORCL	3,154	45.15	102,443	142,403	39,960	3.67%		1.68%
REGENERON PHARMACEUTICALS	REGN	348	373.50	118,646	129,978	11,332	3.35%		
STARBUCKS CORP	SBUX	3,037	64.40	113,721	195,583	81,862	5.04%		2.24%
VISA INC	V	2,053	131.94	85,487	270,873	185,386	6.98%		0.76%
ZOETIS INC	ZTS	2,222	85.54	163,478	190,070	26,592	4.90%		0.77%

The information provided in this report is only an estimate. You should consult your monthly custodian statements for exact information and consult a tax professional for specific tax guidance or advice. Columns may not total properly due to rounding. A total cost of zero indicates the cost is not known.

Investment Position Detail

Security	Symbol	Qty	Price	Original Cost	Total Value	Unrealized Gain/Loss	% Total	Accr. Income	Current Yield
TOTAL EQUITY INVESTMENT				2,325,762	3,712,756	1,386,994	95.72%	1,978	0.93%
CASH AND CASH EQUIVALENTS									
US DOLLARS	USD	166,016	1.00	166,016	166,016	0	4.28%		
TOTAL CASH AND CASH EQUIVALENTS				166,016	166,016	0	4.28%		0.00%
TOTAL MARKET VALUE				2,491,778	3,878,772	1,386,994	100.00%		0.89%
ACCRUED INCOME						1,978			
TOTAL PORTFOLIO						3,880,749			

The information provided in this report is only an estimate. You should consult your monthly custodian statements for exact information and consult a tax professional for specific tax guidance or advice. Columns may not total properly due to rounding. A total cost of zero indicates the cost is not known.