



Portfolio Review Report for:

CITY OF ORMOND BEACH GENERAL EMPLOYEES' PENSION FUND

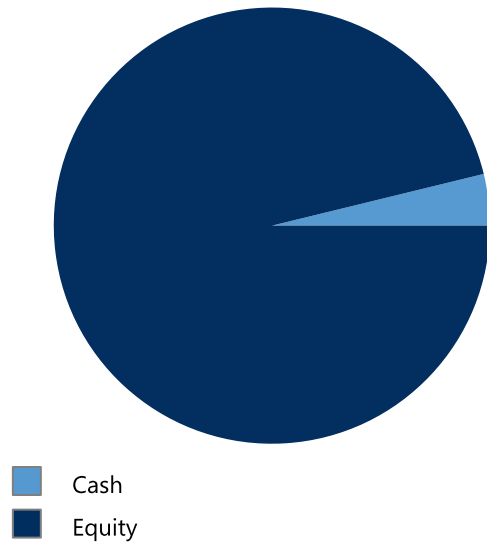
As of: December 31, 2018

Account No: CITY0064

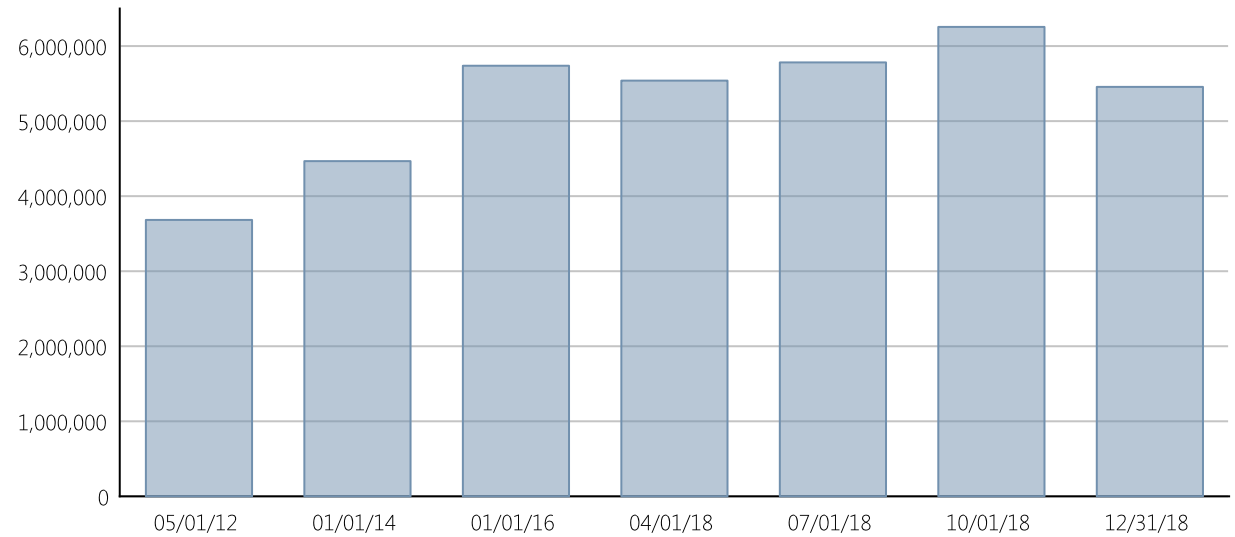
Custodian No: 3250000570

Account Summary

Asset Allocation



Total Assets Over Time



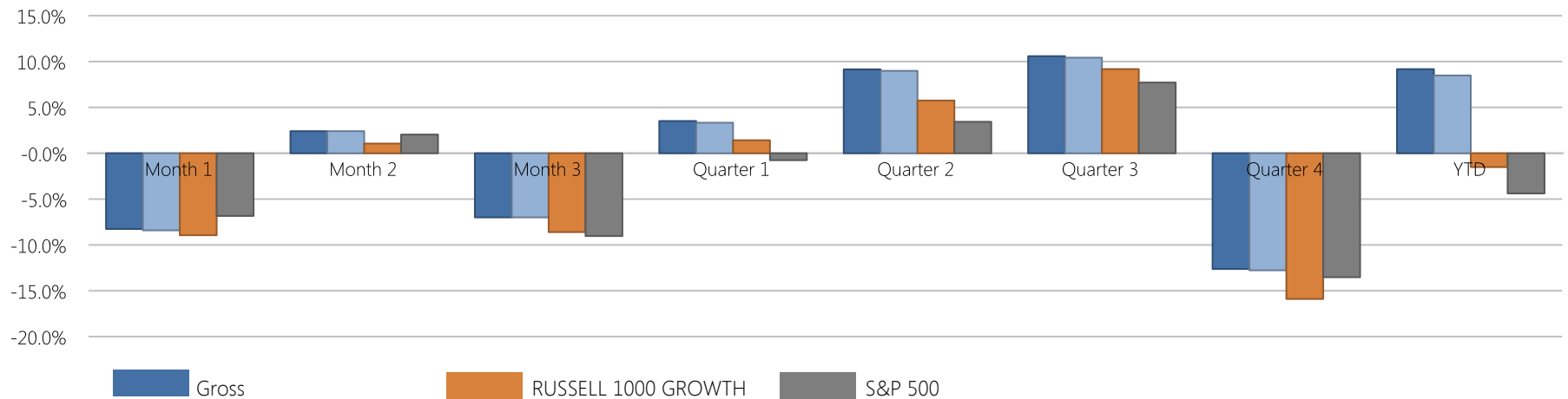
Account Objective: SMA

Current Assets as of: 12/31/2018	Percent of Total	Total Value (\$)
Cash	3.81%	207,956.35
Equity	96.19%	5,248,051.90
Total	100.00%	5,456,008.25

All performance figures are total time-weighted rates of returns. Performance for periods over one year is annualized. Appreciation includes realized and unrealized gains/losses, dividends, interest, and distributions. Index returns, if shown, include dividends and interest. ****Past performance is not a guarantee of future returns.****

Performance Summary

QUARTERLY RETURN:	Month 1	Month 2	Month 3	Quarter 1	Quarter 2	Quarter 3	Quarter 4	YTD
GROSS	-8.26%	2.41%	-7.00%	3.51%	9.15%	10.59%	-12.62%	9.17%
RUSSELL 1000 GROWTH	-8.94%	1.06%	-8.60%	1.42%	5.75%	9.18%	-15.89%	-1.51%
S&P 500	-6.84%	2.04%	-9.03%	-0.76%	3.43%	7.71%	-13.52%	-4.38%



All performance figures are total time-weighted rates of returns. Performance for periods over one year is annualized. Appreciation includes realized and unrealized gains/losses, dividends, interest, and distributions. Index returns, if shown, include dividends and interest. ****Past performance is not a guarantee of future returns.****

Investment Position Detail

Security	Symbol	Qty	Price	Original Cost	Total Value	Unrealized Gain/Loss	% Total	Accr. Income	Current Yield
EQUITY INVESTMENT									
ACCENTURE PLC IRELAND SHS CLASS A	ACN	1,751	141.01	112,169	246,909	134,739	4.53%		2.07%
ADOBE SYS INC	ADBE	1,383	226.24	127,078	312,890	185,812	5.74%		
ALIGN TECHNOLOGY INC	ALGN	538	209.43	43,076	112,673	69,597	2.07%		
ALPHABET INC CAP STK CL A	GOOGL	124	1,044.96	38,087	129,575	91,488	2.38%		
ALPHABET INC CAP STK CL C	GOOG	337	1,035.61	129,583	349,001	219,418	6.40%		
AUTOMATIC DATA PROCESSING IN	ADP	2,478	131.12	183,721	324,915	141,194	5.96%	1,958	2.41%
BOOKING HLDGS INC COM	BKNG	70	1,722.42	83,475	120,569	37,094	2.21%		
DOLLAR GEN CORP NEW	DG	2,405	108.08	208,045	259,932	51,887	4.77%		1.07%
FACEBOOK INC	FB	2,502	131.09	293,835	327,987	34,152	6.01%		
GARTNER INC	IT	1,524	127.84	110,201	194,828	84,627	3.57%		
MASTERCARD INCORPORATED CL A	MA	797	188.65	49,686	150,354	100,668	2.76%		0.70%
MICROSOFT CORP	MSFT	4,794	101.57	397,594	486,927	89,332	8.93%		1.81%
NESTLE S A SPONSORED ADR	NSRGY	2,272	80.95	180,226	183,918	3,692	3.37%		2.51%
NIKE INC	NKE	3,798	74.14	92,461	281,584	189,122	5.16%	836	1.19%
NVIDIA CORP	NVDA	884	133.50	247,589	118,014	-129,575	2.16%		0.48%
O REILLY AUTOMOTIVE INC NEW	ORLY	962	344.33	167,317	331,245	163,928	6.07%		
ORACLE CORP COM	ORCL	4,489	45.15	147,531	202,678	55,147	3.72%		1.68%
REGENERON PHARMACEUTICALS	REGN	493	373.50	168,227	184,136	15,908	3.38%		
STARBUCKS CORP	SBUX	4,272	64.40	159,869	275,117	115,247	5.05%		2.24%
VISA INC	V	2,904	131.94	122,135	383,154	261,019	7.03%		0.76%
ZOETIS INC	ZTS	3,143	85.54	231,249	268,852	37,604	4.93%		0.77%

The information provided in this report is only an estimate. You should consult your monthly custodian statements for exact information and consult a tax professional for specific tax guidance or advice. Columns may not total properly due to rounding. A total cost of zero indicates the cost is not known.

Investment Position Detail

Security	Symbol	Qty	Price	Original Cost	Total Value	Unrealized Gain/Loss	% Total	Accr. Income	Current Yield
TOTAL EQUITY INVESTMENT				3,293,156	5,245,259	1,952,103	96.19%	2,793	0.93%
CASH AND CASH EQUIVALENTS									
US DOLLARS	USD	207,956	1.00	207,956	207,956	0	3.81%		
TOTAL CASH AND CASH EQUIVALENTS				207,956	207,956	0	3.81%		0.00%
TOTAL MARKET VALUE				3,501,112	5,453,215	1,952,103	100.00%		0.89%
ACCRUED INCOME					2,793				
TOTAL PORTFOLIO					5,456,008				

The information provided in this report is only an estimate. You should consult your monthly custodian statements for exact information and consult a tax professional for specific tax guidance or advice. Columns may not total properly due to rounding. A total cost of zero indicates the cost is not known.