

Quarterly Performance Report

City Of Ormond Beach FF Pension Fund

3250000222

June 30, 2017

Charles H Mulfinger

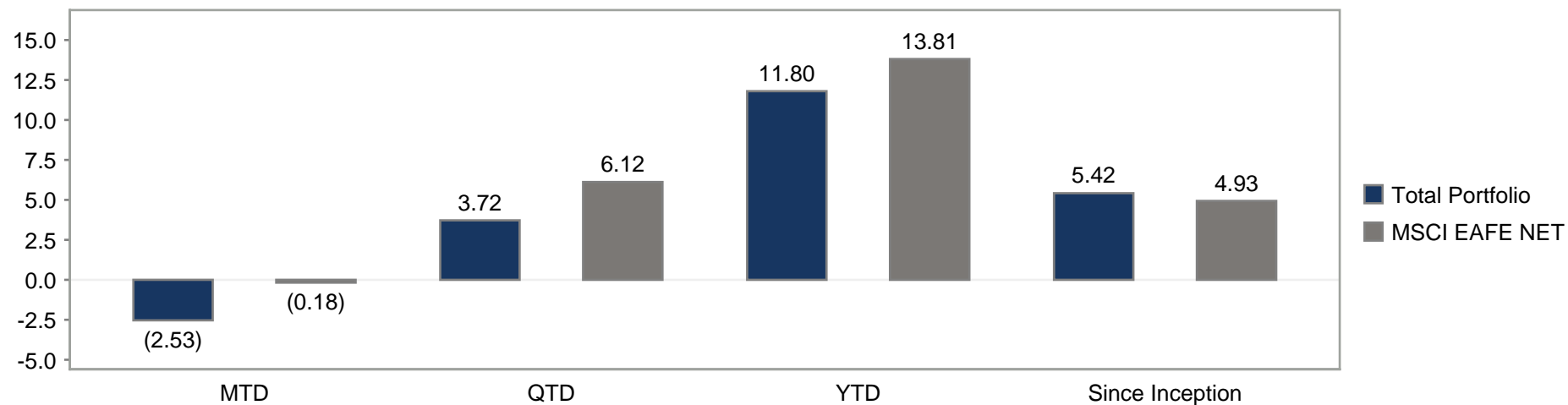
Morgan Stanley

100 N. Tampa St, Ste 3000

Tampa, FL 33602

Commentary	2
Performance Review	7
Executive Summary	8
Portfolio Holdings	9
Activity Summary	20
Schedule Of Realized Gains & Losses	24

Daily Calculated Performance

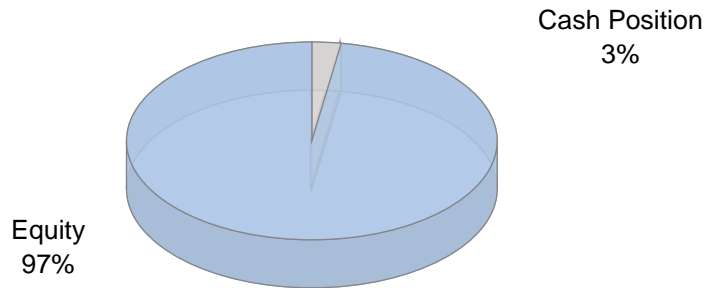


Segment	Month to Date	Quarter to Date	Year to Date	Since Inception
Total Portfolio	(2.53)	3.72	11.80	5.42
Cash Position	0.03	0.09	0.14	0.13
Equity	(2.60)	3.85	12.15	0.26
MSCI EAFE NET	(0.18)	6.12	13.81	4.93

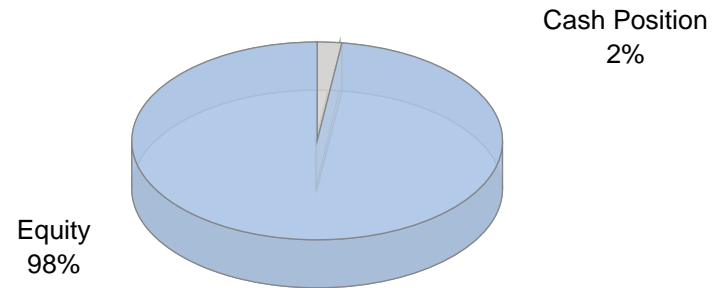
Note: Performance is reported gross of fees. Delaware is not the source of the indexes. Delaware is not the book of records and this statement should not be used for tax or legal purposes.

Segment	Market Value	%MV Last Quarter	%MV Current Quarter
Cash Position	23,267	2.5	2.1
Equity	1,065,834	97.5	97.9
Grand Total	1,089,101	100.0	100.0
Accrual	4,967		
Grand Total Plus Accrual	\$1,094,067		

Last Quarter
As of March 31, 2017



Current Quarter
As of June 30, 2017



Portfolio Holdings

June 30, 2017

Security Units	Description		Cost	Market Value	% Market Value	Purchase Date	Gain/ Loss
Cash Position							
0	USD Cash		23,267	23,267	2.1		0
	Total		23,267	23,267	2.1		0
	Total Cash Position		23,267	23,267	2.1		0
Equity							
Australia							
628	QBE INS GROUP LTD	SPONSORED ADR	5,594	5,689	0.5	06/10/2016	95
525	QBE INS GROUP LTD	SPONSORED ADR	6,933	4,756	0.4	06/30/2014	(2,177)
646	QBE INS GROUP LTD	SPONSORED ADR	5,020	5,852	0.5	06/30/2016	832
1,799	QBE INS GROUP LTD	SPONSORED	17,547	16,297	1.5		(1,250)
	Total Australia		17,547	16,297	1.5		(1,250)
France							
573	SANOFI	SPONSORED ADR	18,926	27,452	2.5	06/30/2014	8,527
150	SANOFI	SPONSORED ADR	5,851	7,186	0.7	08/30/2016	1,336
139	SANOFI	SPONSORED ADR	6,311	6,659	0.6	12/12/2014	348
862	SANOFI	SPONSORED ADR	31,088	41,298	3.8		10,211

Please note: Delaware is not the custodian or book of records of these assets. For any legal or tax records, please be sure to use the custodian or official book of records.

Portfolio Holdings

June 30, 2017

Security Units	Description		Cost	Market Value	% Market Value	Purchase Date	Gain/ Loss
58	TOTAL S A	SPONSORED ADR	3,651	2,876	0.3	06/30/2014	(775)
2	TOTAL S A	SPONSORED ADR	0	99	0.0	09/23/2015	0
2	TOTAL S A	SPONSORED ADR	98	99	0.0	04/19/2016	1
1	TOTAL S A	SPONSORED ADR	51	50	0.0	03/15/2017	(1)
6	TOTAL S A	SPONSORED ADR	316	298	0.0	06/03/2015	(18)
2	TOTAL S A	SPONSORED ADR	0	99	0.0	12/16/2015	0
2	TOTAL S A	SPONSORED ADR	97	99	0.0	07/01/2016	2
73	TOTAL S A	SPONSORED ADR	4,213	3,620	0.3		(593)
Total France			35,301	44,918	4.1		9,618

Germany

307	ALLIANZ SE	SP ADR 1/10 SH	5,055	6,037	0.6	07/30/2015	982
292	ALLIANZ SE	SP ADR 1/10 SH	4,660	5,742	0.5	08/31/2015	1,082
319	ALLIANZ SE	SP ADR 1/10 SH	6,113	6,273	0.6	05/30/2017	160
307	ALLIANZ SE	SP ADR 1/10 SH	5,270	6,037	0.6	08/11/2015	767
283	ALLIANZ SE	SP ADR 1/10 SH	4,327	5,565	0.5	06/10/2016	1,238
1,508	ALLIANZ SE	SP ADR 1/10 SH	25,424	29,652	2.7		4,228
175	DAIMLER AG	UNSPONSOR ADR	9,314	12,730	1.2	06/30/2014	3,415
78	DAIMLER AG	UNSPONSOR ADR	5,761	5,674	0.5	06/12/2017	(88)
73	DAIMLER AG	UNSPONSOR ADR	5,061	5,310	0.5	02/23/2016	249
326	DAIMLER AG	UNSPONSOR ADR	20,137	23,713	2.2		3,576
1,311	DEUTSCHE TELEKOM AG	SPONSORED	20,034	23,505	2.2	06/30/2014	3,471
114	RWE AG	SPONSORED ADR	6,277	2,268	0.2	06/30/2014	(4,008)
251	RWE AG	SPONSORED ADR	6,401	4,994	0.5	04/28/2015	(1,407)
177	RWE AG	SPONSORED ADR	4,793	3,522	0.3	02/13/2015	(1,272)

Please note: Delaware is not the custodian or book of records of these assets. For any legal or tax records, please be sure to use the custodian or official book of records.

Portfolio Holdings

June 30, 2017

Units	Security Description		Cost	Market Value	% Market Value	Purchase Date	Gain/Loss
184	RWE AG	SPONSORED ADR	4,203	3,661	0.3	06/05/2015	(542)
726	RWE AG	SPONSORED ADR	21,675	14,445	1.3		(7,230)
32	SAP SE	SPON ADR	2,182	3,349	0.3	10/08/2014	1,168
250	SAP SE	SPON ADR	18,720	26,168	2.4	06/30/2014	7,447
69	SAP SE	SPON ADR	4,676	7,222	0.7	03/12/2015	2,547
351	SAP SE	SPON ADR	25,578	36,739	3.4		11,161
Total Germany			112,848	128,055	11.8		15,207

Hong Kong

275	CHINA MOBILE LIMITED	SPONSORED ADR	14,432	14,600	1.3	06/30/2014	168
88	CHINA MOBILE LIMITED	SPONSORED ADR	4,932	4,672	0.4	02/27/2017	(260)
93	CHINA MOBILE LIMITED	SPONSORED ADR	4,960	4,937	0.5	12/12/2016	(23)
103	CHINA MOBILE LIMITED	SPONSORED ADR	5,770	5,468	0.5	03/24/2017	(302)
559	CHINA MOBILE LIMITED	SPONSORED	30,094	29,677	2.7		(417)
Total Hong Kong			30,094	29,677	2.7		(417)

Italy

1,108	ENEL SOCIETA PER AZIONI	ADR	4,773	5,932	0.5	11/01/2016	1,159
1,214	ENEL SOCIETA PER AZIONI	ADR	5,076	6,499	0.6	02/03/2017	1,423
1,074	ENEL SOCIETA PER AZIONI	ADR	5,784	5,750	0.5	06/29/2017	(34)
1,193	ENEL SOCIETA PER AZIONI	ADR	4,976	6,387	0.6	10/11/2016	1,411
1,290	ENEL SOCIETA PER AZIONI	ADR	4,902	6,906	0.6	11/18/2016	2,005
1,008	ENEL SOCIETA PER AZIONI	ADR	5,278	5,397	0.5	05/30/2017	119

Please note: Delaware is not the custodian or book of records of these assets. For any legal or tax records, please be sure to use the custodian or official book of records.

Portfolio Holdings

June 30, 2017

Security Units	Description		Cost	Market Value	% Market Value	Purchase Date	Gain/ Loss
6,887	ENEL SOCIETA PER AZIONI	ADR	30,789	36,871	3.4		6,082
157	ENI S P A	SPONSORED ADR	4,789	4,719	0.4	04/21/2017	(70)
450	ENI S P A	SPONSORED ADR	19,557	13,527	1.2	06/30/2014	(6,030)
159	ENI S P A	SPONSORED ADR	5,088	4,780	0.4	11/11/2015	(308)
154	ENI S P A	SPONSORED ADR	5,637	4,629	0.4	04/21/2015	(1,007)
180	ENI S P A	SPONSORED ADR	5,143	5,411	0.5	11/02/2016	268
1,100	ENI S P A	SPONSORED ADR	40,214	33,066	3.0		(7,148)
Total Italy			71,003	69,937	6.4		(1,066)

Japan

88	CANON INC	SPONSORED ADR	2,523	2,994	0.3	11/03/2016	471
700	CANON INC	SPONSORED ADR	23,982	23,814	2.2	06/30/2014	(168)
788	CANON INC	SPONSORED ADR	26,505	26,808	2.5		303
171	HONDA MOTOR LTD	AMERN SHS	5,313	4,684	0.4	11/11/2014	(629)
141	HONDA MOTOR LTD	AMERN SHS	4,706	3,862	0.4	02/23/2015	(844)
128	HONDA MOTOR LTD	AMERN SHS	4,015	3,506	0.3	02/24/2017	(510)
147	HONDA MOTOR LTD	AMERN SHS	5,078	4,026	0.4	08/04/2014	(1,051)
161	HONDA MOTOR LTD	AMERN SHS	5,434	4,410	0.4	09/08/2014	(1,025)
151	HONDA MOTOR LTD	AMERN SHS	5,135	4,136	0.4	08/14/2014	(999)
142	HONDA MOTOR LTD	AMERN SHS	4,530	3,889	0.4	10/02/2014	(641)
156	HONDA MOTOR LTD	AMERN SHS	4,804	4,273	0.4	12/08/2014	(531)
63	HONDA MOTOR LTD	AMERN SHS	1,794	1,726	0.2	11/03/2016	(69)
197	HONDA MOTOR LTD	AMERN SHS	5,636	5,396	0.5	05/11/2017	(240)
1,457	HONDA MOTOR LTD	AMERN SHS	46,447	39,907	3.7		(6,539)

Please note: Delaware is not the custodian or book of records of these assets. For any legal or tax records, please be sure to use the custodian or official book of records.

Portfolio Holdings

June 30, 2017

Units	Security Description		Cost	Market Value	% Market Value	Purchase Date	Gain/Loss
123	KAO CORP	SPONSORED ADR	3,042	7,304	0.7	06/30/2014	4,261
54	NTT DOCOMO INC	SPONS ADR	1,360	1,277	0.1	11/03/2016	(83)
376	NTT DOCOMO INC	SPONS ADR	5,921	8,892	0.8	06/30/2014	2,971
430	NTT DOCOMO INC	SPONS ADR	7,281	10,170	0.9		2,888
900	TAKEDA PHARMACEUTICAL CO LTD		21,551	22,864	2.1	06/30/2014	1,313
222	TAKEDA PHARMACEUTICAL CO LTD		5,413	5,640	0.5	07/02/2015	226
211	TAKEDA PHARMACEUTICAL CO LTD		4,859	5,360	0.5	07/09/2014	501
260	TAKEDA PHARMACEUTICAL CO LTD		5,658	6,605	0.6	07/28/2016	948
1,593	TAKEDA PHARMACEUTICAL CO LTD		37,481	40,470	3.7		2,989
778	TOKIO MARINE HOLDINGS INC	ADR	22,113	32,204	3.0	06/30/2014	10,091
Total Japan			142,869	156,863	14.4		13,993
Netherlands							
1,174	KONINKLIJKE AHOLD DELHAIZE N V		17,964	22,413	2.1	06/30/2014	4,449
311	KONINKLIJKE AHOLD DELHAIZE N V		6,043	5,938	0.5	06/28/2017	(105)
331	KONINKLIJKE AHOLD DELHAIZE N V		5,860	6,322	0.6	09/04/2014	461
1,816	KONINKLIJKE AHOLD DELHAIZE N V		29,867	34,673	3.2		4,805
Total Netherlands			29,867	34,673	3.2		4,805
Singapore							
750	SINGAPORE TELECOMMUNICATNS LTD SPON		15,874	21,190	1.9	06/30/2014	5,316
83	SINGAPORE TELECOMMUNICATNS LTD SPON		2,342	2,345	0.2	11/03/2016	3
833	SINGAPORE TELECOMMUNICATNS LTD		18,216	23,535	2.2		5,318

Please note: Delaware is not the custodian or book of records of these assets. For any legal or tax records, please be sure to use the custodian or official book of records.



Portfolio Holdings

June 30, 2017

Security Units	Description		Cost	Market Value	% Market Value	Purchase Date	Gain/ Loss
561	UNITED OVERSEAS BK LTD	SPONSORED	11,196	18,841	1.7	06/30/2014	7,644
173	UNITED OVERSEAS BK LTD	SPONSORED	4,703	5,810	0.5	09/01/2015	1,107
23	UNITED OVERSEAS BK LTD	SPONSORED	555	772	0.1	10/11/2016	217
159	UNITED OVERSEAS BK LTD	SPONSORED	5,822	5,340	0.5	05/06/2015	(482)
189	UNITED OVERSEAS BK LTD	SPONSORED	5,105	6,347	0.6	06/14/2016	1,243
19	UNITED OVERSEAS BK LTD	SPONSORED	628	638	0.1	04/24/2017	10
1,124	UNITED OVERSEAS BK LTD		28,009	37,748	3.5		9,739
Total Singapore			46,226	61,283	5.6		15,057

Spain

49	BANCO SANTANDER SA	ADR	0	328	0.0	07/10/2014	0
57	BANCO SANTANDER SA	ADR	0	381	0.0	02/09/2015	0
25	BANCO SANTANDER SA	ADR	0	167	0.0	10/15/2015	0
30	BANCO SANTANDER SA	ADR	0	201	0.0	11/15/2016	0
2,432	BANCO SANTANDER SA	ADR	20,717	16,270	1.5	06/30/2014	(4,447)
53	BANCO SANTANDER SA	ADR	0	355	0.0	11/13/2014	0
56	BANCO SANTANDER SA	ADR	424	375	0.0	04/09/2015	(49)
383	BANCO SANTANDER SA	ADR	1,847	2,562	0.2	11/03/2016	715
3,085	BANCO SANTANDER SA	ADR	22,987	20,639	1.9		(2,349)
1,178	IBERDROLA SA	SPON ADR	29,318	37,260	3.4	06/30/2014	7,941
36	IBERDROLA SA	SPON ADR	0	1,139	0.1	01/05/2015	0
28	IBERDROLA SA	SPON ADR	0	886	0.1	01/07/2016	0
29	IBERDROLA SA	SPON ADR	741	917	0.1	01/04/2017	177
33	IBERDROLA SA	SPON ADR	0	1,044	0.1	06/30/2014	0
31	IBERDROLA SA	SPON ADR	880	981	0.1	08/05/2015	101
29	IBERDROLA SA	SPON ADR	0	917	0.1	08/10/2016	0

Please note: Delaware is not the custodian or book of records of these assets. For any legal or tax records, please be sure to use the custodian or official book of records.

Portfolio Holdings

June 30, 2017

Security Units Description		Cost	Market Value	% Market Value	Purchase Date	Gain/ Loss
1,364 IBERDROLA SA	SPON ADR	30,939	43,143	4.0		12,204
54 TELEFONICA S A	SPONSORED ADR	0	561	0.1	12/17/2014	0
445 TELEFONICA S A	SPONSORED ADR	4,589	4,624	0.4	02/19/2016	34
1,906 TELEFONICA S A	SPONSORED ADR	31,374	19,803	1.8	06/30/2014	(11,570)
57 TELEFONICA S A	SPONSORED ADR	0	592	0.1	11/16/2015	0
98 TELEFONICA S A	SPONSORED ADR	857	1,018	0.1	11/15/2016	162
2,560 TELEFONICA S A	SPONSORED	36,819	26,598	2.4		(10,221)
Total Spain		90,746	90,380	8.3		(366)

Sweden

384 TELIA COMPANY A B	ADR	4,998	3,532	0.3	01/27/2015	(1,466)
423 TELIA COMPANY A B	ADR	5,292	3,891	0.4	02/25/2015	(1,401)
458 TELIA COMPANY A B	ADR	5,335	4,213	0.4	04/21/2015	(1,122)
691 TELIA COMPANY A B	ADR	5,476	6,356	0.6	02/22/2017	880
427 TELIA COMPANY A B	ADR	5,225	3,928	0.4	02/11/2015	(1,298)
385 TELIA COMPANY A B	ADR	4,830	3,541	0.3	03/05/2015	(1,288)
447 TELIA COMPANY A B	ADR	5,261	4,111	0.4	06/15/2015	(1,149)
681 TELIA COMPANY A B	ADR	5,680	6,264	0.6	04/26/2017	583
3,896 TELIA COMPANY A B	ADR	42,097	35,835	3.3		(6,262)
Total Sweden		42,097	35,835	3.3		(6,262)

Switzerland

342 ABB LTD	SPONSORED ADR	6,879	8,516	0.8	08/13/2015	1,637
1,054 ABB LTD	SPONSORED ADR	22,097	26,245	2.4	06/30/2014	4,148

Please note: Delaware is not the custodian or book of records of these assets. For any legal or tax records, please be sure to use the custodian or official book of records.

Portfolio Holdings

June 30, 2017

Security Units	Description		Cost	Market Value	% Market Value	Purchase Date	Gain/ Loss
1,396	ABB LTD	SPONSORED ADR	28,976	34,760	3.2		5,785
300	NESTLE S A	SPONSORED ADR	22,071	26,142	2.4	06/30/2014	4,071
25	NESTLE S A	SPONSORED ADR	1,808	2,179	0.2	10/09/2014	370
26	NESTLE S A	SPONSORED ADR	1,871	2,266	0.2	10/08/2014	395
351	NESTLE S A	SPONSORED ADR	25,751	30,586	2.8		4,836
35	NOVARTIS A G	SPONSORED ADR	2,484	2,921	0.3	04/01/2016	438
312	NOVARTIS A G	SPONSORED ADR	17,371	26,043	2.4	06/30/2014	8,671
71	NOVARTIS A G	SPONSORED ADR	5,728	5,926	0.5	05/26/2017	199
418	NOVARTIS A G	SPONSORED	25,583	34,890	3.2		9,308
144	ZURICH INS GROUP LTD	SPONSORED	3,737	4,197	0.4	12/07/2015	460
725	ZURICH INS GROUP LTD	SPONSORED	17,504	21,130	1.9	06/30/2014	3,626
869	ZURICH INS GROUP LTD		21,241	25,326	2.3		4,086
Total Switzerland			101,550	125,564	11.5		24,014
Taiwan							
911	TAIWAN SEMICONDUCTOR MFG LTD		9,975	31,849	2.9	06/30/2014	21,873
81	TAIWAN SEMICONDUCTOR MFG LTD		2,456	2,832	0.3	11/03/2016	376
992	TAIWAN SEMICONDUCTOR MFG LTD		12,431	34,680	3.2		22,249
Total Taiwan			12,431	34,680	3.2		22,249
United Kingdom							
599	BP PLC	SPONSORED ADR	36,079	20,755	1.9	06/30/2014	(15,324)
8	BP PLC	SPONSORED ADR	351	277	0.0	05/06/2015	(74)

Please note: Delaware is not the custodian or book of records of these assets. For any legal or tax records, please be sure to use the custodian or official book of records.

Portfolio Holdings

June 30, 2017

Security Units	Description		Cost	Market Value	% Market Value	Purchase Date	Gain/ Loss
148	BP PLC	SPONSORED ADR	5,281	5,128	0.5	08/11/2015	(153)
16	BP PLC	SPONSORED ADR	0	554	0.1	08/03/2016	0
7	BP PLC	SPONSORED ADR	0	243	0.0	08/06/2014	0
109	BP PLC	SPONSORED ADR	4,167	3,777	0.3	07/22/2015	(390)
16	BP PLC	SPONSORED ADR	513	554	0.1	06/17/2016	42
15	BP PLC	SPONSORED ADR	523	520	0.0	05/10/2017	(3)
918	BP PLC	SPONSORED ADR	46,912	31,809	2.9		(15,104)
153	GLAXOSMITHKLINE PLC	SPONSORED	7,656	6,597	0.6	07/24/2014	(1,059)
47	GLAXOSMITHKLINE PLC	SPONSORED	1,846	2,027	0.2	11/03/2016	180
550	GLAXOSMITHKLINE PLC	SPONSORED	27,194	23,716	2.2	06/30/2014	(3,478)
107	GLAXOSMITHKLINE PLC	SPONSORED	4,601	4,614	0.4	06/26/2015	12
857	GLAXOSMITHKLINE PLC		41,298	36,954	3.4		(4,344)
518	KINGFISHER PLC	SPON ADR PAR	4,797	4,047	0.4	10/07/2016	(751)
660	KINGFISHER PLC	SPON ADR PAR	5,499	5,156	0.5	03/22/2017	(344)
634	KINGFISHER PLC	SPON ADR PAR	5,465	4,953	0.5	06/01/2017	(512)
582	KINGFISHER PLC	SPON ADR PAR	5,158	4,547	0.4	10/25/2016	(611)
681	KINGFISHER PLC	SPON ADR PAR	5,491	5,320	0.5	04/04/2017	(171)
3,075	KINGFISHER PLC	SPON ADR PAR	26,411	24,022	2.2		(2,389)
1,074	LLOYDS BANKING GROUP PLC	SPONSORED	4,771	3,791	0.3	11/20/2015	(980)
1,106	LLOYDS BANKING GROUP PLC	SPONSORED	4,781	3,904	0.4	01/05/2016	(876)
1,254	LLOYDS BANKING GROUP PLC	SPONSORED	4,821	4,427	0.4	01/26/2016	(394)
1,220	LLOYDS BANKING GROUP PLC	SPONSORED	4,907	4,307	0.4	04/21/2016	(601)
1,615	LLOYDS BANKING GROUP PLC	SPONSORED	4,688	5,701	0.5	09/27/2016	1,013
1,086	LLOYDS BANKING GROUP PLC	SPONSORED	4,759	3,834	0.4	12/08/2015	(925)
1,133	LLOYDS BANKING GROUP PLC	SPONSORED	4,646	3,999	0.4	01/11/2016	(647)
1,215	LLOYDS BANKING GROUP PLC	SPONSORED	4,843	4,289	0.4	04/04/2016	(554)

Please note: Delaware is not the custodian or book of records of these assets. For any legal or tax records, please be sure to use the custodian or official book of records.



Portfolio Holdings

June 30, 2017

Security Units Description	Cost	Market Value	% Market Value	Purchase Date	Gain/ Loss
1,741 LLOYDS BANKING GROUP PLC SPONSORED	4,810	6,146	0.6	07/05/2016	1,336
11,444 LLOYDS BANKING GROUP PLC	43,026	40,397	3.7		(2,629)
260 NATIONAL GRID PLC SPONSORED ADR	15,394	16,335	1.5	06/30/2014	941
85 NATIONAL GRID PLC SPONSORED ADR	6,384	5,349	0.5	08/20/2015	(1,034)
13 NATIONAL GRID PLC SPONSORED ADR	924	805	0.1	08/05/2015	(119)
358 NATIONAL GRID PLC SPONSORED	22,702	22,490	2.1		(212)
167 ROYAL DUTCH SHELL PLC SPON ADR B	6,955	9,090	0.8	02/02/2016	2,135
157 ROYAL DUTCH SHELL PLC SPON ADR B	7,040	8,546	0.8	02/16/2016	1,506
71 ROYAL DUTCH SHELL PLC SPON ADR B	2,592	3,865	0.4	01/20/2016	1,273
176 ROYAL DUTCH SHELL PLC SPON ADR B	7,404	9,580	0.9	02/03/2016	2,176
571 ROYAL DUTCH SHELL PLC SPON ADR	23,990	31,080	2.9		7,089
10 ROYAL DUTCH SHELL PLC SPONS ADR A	0	532	0.0	08/10/2016	0
10 ROYAL DUTCH SHELL PLC SPONS ADR A	491	532	0.0	06/27/2016	41
20 ROYAL DUTCH SHELL PLC SPONS	491	1,064	0.1		573
2,525 TESCO PLC SPONSORED ADR	45,081	16,609	1.5	06/30/2014	(28,472)
639 TESCO PLC SPONSORED ADR	4,439	4,203	0.4	01/27/2016	(236)
802 TESCO PLC SPONSORED ADR	5,467	5,275	0.5	06/29/2017	(192)
772 TESCO PLC SPONSORED ADR	5,893	5,078	0.5	11/30/2015	(815)
793 TESCO PLC SPONSORED ADR	5,375	5,216	0.5	04/20/2017	(159)
5,531 TESCO PLC SPONSORED ADR	66,255	36,382	3.3		(29,873)
249 UNILEVER PLC SPON ADR NEW	6,558	13,476	1.2	06/30/2014	6,918
Total United Kingdom	277,643	237,673	21.8		(39,970)
Total Equity	1,010,221	1,065,834	97.9		55,613

Please note: Delaware is not the custodian or book of records of these assets. For any legal or tax records, please be sure to use the custodian or official book of records.

Portfolio Holdings

June 30, 2017

Security Units	Description	Cost	Market Value	% Market Value	Purchase Date	Gain/ Loss
Grand Total		1,033,488	1,089,101	100.0		
	Accrual		4,967			
Grand Total Plus Accrual			\$1,094,067			

Please note: Delaware is not the custodian or book of records of these assets. For any legal or tax records, please be sure to use the custodian or official book of records.

Activity Summary

June 30, 2017

Units	Security Description		Cost	Proceeds	Gain/ Loss	Transaction Date
Purchases						
681.000	KINGFISHER PLC	SPON ADR PAR	5,490.90			04/04/2017
793.000	TESCO PLC	SPONSORED ADR	5,374.95			04/20/2017
157.000	ENI S P A	SPONSORED ADR	4,789.48			04/21/2017
681.000	TELIA COMPANY A B	ADR	5,680.43			04/26/2017
197.000	HONDA MOTOR LTD	AMERN SHS	5,636.29			05/11/2017
71.000	NOVARTIS A G	SPONSORED ADR	5,727.75			05/26/2017
319.000	ALLIANZ SE	SP ADR 1/10 SH	6,112.93			05/30/2017
1,008.000	ENEL SOCIETA PER AZIONI	ADR	5,277.93			05/30/2017
634.000	KINGFISHER PLC	SPON ADR PAR	5,465.14			06/01/2017
78.000	DAIMLER AG	UNSPONSOR ADR	5,761.30			06/12/2017
311.000	KONINKLIJKE AHOLD DELHAIZE N V	SPONSORED ADR	6,042.70			06/28/2017
1,074.000	ENEL SOCIETA PER AZIONI	ADR	5,783.75			06/29/2017
802.000	TESCO PLC	SPONSORED ADR	5,467.07			06/29/2017
Total Purchases			\$72,610.62			

Sales

117.000	UNILEVER PLC	SPON ADR NEW	3,081.29	5,749.87	2,669	04/04/2017
103.000	UNILEVER PLC	SPON ADR NEW	2,712.58	5,216.08	2,504	04/18/2017
53.000	SAP SE	SPON ADR	3,968.73	5,150.05	1,181	04/21/2017
72.000	TOTAL S A	SPONSORED ADR	4,532.30	3,578.12	(954)	04/21/2017
98.000	UNILEVER PLC	SPON ADR NEW	2,580.91	5,157.81	2,577	05/10/2017
0.301	NATIONAL GRID PLC	SPONSORED ADR NE	17.81	0.00	(18)	05/22/2017

Activity Summary

June 30, 2017

Units	Security Description		Cost	Proceeds	Gain/ Loss	Transaction Date
0.015	NATIONAL GRID PLC	SPONSORED ADR NE	1.07	0.00	(1)	05/22/2017
0.099	NATIONAL GRID PLC	SPONSORED ADR NE	7.38	0.00	(7)	05/22/2017
66.000	SYNGENTA AG	SPONSORED ADR	4,674.57	5,811.67	1,137	05/30/2017
73.000	SYNGENTA AG	SPONSORED ADR	4,735.70	6,428.05	1,692	05/30/2017
76.000	SYNGENTA AG	SPONSORED ADR	5,241.96	6,692.22	1,450	05/30/2017
79.000	SYNGENTA AG	SPONSORED ADR	5,116.32	6,956.39	1,840	05/30/2017
104.000	UNILEVER PLC	SPON ADR NEW	2,738.92	5,618.65	2,880	06/30/2017
Total Sales			\$39,409.54	56,358.91	16,949	

Contributions/ Withdrawals

260.332	NATIONAL GRID PLC	SPONSORED ADR NE	15,412.29			05/22/2017
12.833	NATIONAL GRID PLC	SPONSORED ADR NE	924.93			05/22/2017
85.249	NATIONAL GRID PLC	SPONSORED ADR NE	6,390.98			05/22/2017
19.000	UNITED OVERSEAS BK LTD	SPONSORED ADR	628.14			04/24/2017
15.000	BP PLC	SPONSORED ADR	522.60			05/10/2017
93.000	NATIONAL GRID PLC	SPONSORED ADR	(6,390.98)			05/22/2017
284.000	NATIONAL GRID PLC	SPONSORED ADR	(15,412.29)			05/22/2017
14.000	NATIONAL GRID PLC	SPONSORED ADR	(924.93)			05/22/2017
Total Contributions/ Withdrawals			\$1,150.74			

Income/ Expense

0.000	CANON INC	SPONSORED ADR	445.04			12/27/2016
0.000	GLAXOSMITHKLINE PLC	SPONSORED ADR	485.19			02/22/2017

Activity Summary

June 30, 2017

Units	Security Description	Cost	Proceeds	Gain/ Loss	Transaction Date
0.000	NOVARTIS A G SPONSORED ADR	799.00			03/01/2017
0.000	TOTAL S A SPONSORED ADR	19.10			03/15/2017
0.000	QBE INS GROUP LTD SPONSORED ADR	426.21			03/16/2017
0.000	HONDA MOTOR LTD AMERN SHS	225.84			03/28/2017
0.000	DAIMLER AG UNSPONSOR ADR	627.26			03/29/2017
0.000	ZURICH INS GROUP LTD SPONSORED ADR	816.51			03/30/2017
0.000	ZURICH INS GROUP LTD SPONSORED ADR	485.01			03/30/2017
0.000	USD Cash	7.33			04/03/2017
0.000	LLOYDS BANKING GROUP PLC SPONSORED ADR	296.83			04/05/2017
0.000	LLOYDS BANKING GROUP PLC SPONSORED ADR	1,009.23			04/05/2017
0.000	TELIA COMPANY A B ADR	412.67			04/05/2017
0.000	NESTLE S A SPONSORED ADR	672.42			04/07/2017
0.000	KONINKLIJKE AHOLD DELHAIZE N V SPONSORED ADR	766.98			04/17/2017
0.000	ABB LTD SPONSORED ADR	866.49			04/18/2017
0.000	ENI S P A SPONSORED ADR	589.30			04/21/2017
0.000	UNITED OVERSEAS BK LTD SPONSORED ADR	27.70			04/24/2017
0.000	BANCO SANTANDER SA ADR	144.51			04/26/2017
0.000	USD Cash	10.00			05/01/2017
0.000	KINGFISHER PLC SPON ADR PAR	395.05			05/03/2017
0.000	UNILEVER PLC SPON ADR NEW	170.38			05/03/2017
0.000	ALLIANZ SE SP ADR 1/10 SH	726.31			05/04/2017
0.000	SANOFI SPONSORED ADR	946.83			05/11/2017
0.000	SAP SE SPON ADR	344.05			05/11/2017
0.000	NATIONAL GRID PLC SPONSORED ADR	2,114.29			05/17/2017
0.000	ROYAL DUTCH SHELL PLC SPON ADR B	536.74			

Activity Summary

June 30, 2017

Units	Security Description	Cost	Proceeds	Gain/ Loss	Transaction Date
					05/17/2017
0.000	ROYAL DUTCH SHELL PLC SPONS ADR A	15.98			05/17/2017
0.000	NATIONAL GRID PLC SPONSORED ADR NE	29.42			05/22/2017
0.000	TOTAL S A SPONSORED ADR	35.19			05/31/2017
0.000	USD Cash	11.31			06/01/2017
0.000	TELEFONICA S A SPONSORED ADR	437.07			06/13/2017
Total Income/ Expense		\$14,895.24			

Cash Contributions/ Withdrawals

0.000	USD Cash	(85.33)			04/12/2017
0.000	USD Cash	(1,969.16)			05/15/2017
0.000	USD Cash	1.67			06/28/2017
Total Cash Contributions/ Withdrawals		\$(2,052.82)			

Schedule Of Realized Gains & Losses

June 30, 2017

Units	Security Description		Cost	Proceeds	% Gain/ Loss	Purchase Date	Sale Date	Short Term	Long Term
104.000	UNILEVER PLC	SPON ADR	2,739	5,619	105.14	06/30/2014	06/30/2017	N/A	N/A
73.000	SYNGENTA AG	SPONSORED	4,736	6,428	35.74	01/26/2015	05/30/2017	N/A	N/A
76.000	SYNGENTA AG	SPONSORED	5,242	6,692	27.67	04/17/2015	05/30/2017	N/A	N/A
79.000	SYNGENTA AG	SPONSORED	5,116	6,956	35.96	12/04/2014	05/30/2017	N/A	N/A
66.000	SYNGENTA AG	SPONSORED	4,675	5,812	24.33	02/27/2015	05/30/2017	N/A	N/A
0.301	NATIONAL GRID PLC	SPONSORED	18	0	(100.00)	06/30/2014	05/22/2017	N/A	N/A
0.015	NATIONAL GRID PLC	SPONSORED	1	0	(100.00)	08/05/2015	05/22/2017	N/A	N/A
0.099	NATIONAL GRID PLC	SPONSORED	7	0	(100.00)	08/20/2015	05/22/2017	N/A	N/A
98.000	UNILEVER PLC	SPON ADR	2,581	5,158	99.84	06/30/2014	05/10/2017	N/A	N/A
53.000	SAP SE	SPON ADR	3,969	5,150	29.77	06/30/2014	04/21/2017	N/A	N/A
72.000	TOTAL S A	SPONSORED ADR	4,532	3,578	(21.05)	06/30/2014	04/21/2017	N/A	N/A
103.000	UNILEVER PLC	SPON ADR	2,713	5,216	92.29	06/30/2014	04/18/2017	N/A	N/A
117.000	UNILEVER PLC	SPON ADR	3,081	5,750	86.61	06/30/2014	04/04/2017	N/A	N/A
Total Gain								N/A	N/A
Total Loss								N/A	N/A
Grand Total			39,410	56,359				N/A	N/A
Net Gain/ Loss									0