



GARCIA HAMILTON & ASSOCIATES

Presented by:

Janna Hamilton
Partner



City of Ormond Beach
Firefighters' Pension Trust Fund

February 10, 2012

5 Houston Center
1401 McKinney, Suite 1600
Houston, TX 77010
Tel: (713) 853-2322
Fax: (713) 853-2300

www.GarciaHamiltonAssociates.com

ACTIVE
ASSET
MANAGEMENT
IMPLEMENTING A PHILOSOPHY
& STYLE FOR OVER 25 YEARS

Goal & Philosophy

Investment Goal

Our goal is to outperform our benchmarks, net of fees, over a full market cycle using a high quality strategy with less risk and low turnover.

Investment Philosophy

Superior and consistent investment results come from core principles:

- Preserve Principal
- Maintain Liquidity
- Provide High Current Income

City of Ormond Beach Firefighters' Pension Trust Fund

December 31, 2011

PORTFOLIO COMPOSITION

	<u>Market Value</u>	<u>Pct. Assets</u>	<u>Yield</u>
EQUITIES	0.00	0.0	0.0
FIXED INCOME	5,455,016.32	97.2	3.7
CASH & EQUIVALENTS	158,531.13	2.8	0.0
Total	5,613,547.45	100.0	3.6

CHANGE IN PORTFOLIO

Portfolio Value on 03-31-01	4,674,237.96
Accrued Interest	14,911.66
Net Additions/Withdrawals	2,459,857.08
Net Transfers	-3,367,218.95
Realized Gains/Losses	-175,769.25
Unrealized Gains/Losses	176,862.63
Income Received	1,796,593.53
Change in Accrued Interest	34,072.79
Portfolio Value on 12-31-11	5,564,563.00
Accrued Interest	48,984.44

Total	5,613,547.45
--------------	---------------------

TIME WEIGHTED RETURN

	<u>Quarter</u>	<u>One Year</u>	<u>Annualized Last 3 Years</u>	<u>Annualized Last 5 Years</u>	<u>Annualized Last 7 Years</u>	<u>Annualized Last 10 Years</u>	<u>Annualized Inception 03-31-01 To Date</u>
Account	1.3	3.5	7.3	7.1	6.1	N/A	N/A
FIXED INCOME	1.4	3.6	7.5	7.2	6.1	6.1	6.2
Barclays Capital Int Gov/Credit	0.8	5.8	5.6	5.9	5.0	5.2	5.3

Note: Account inception 3/31/01 with balanced mandate. Effective 10/1/03 mandate changed to fixed income.



We urge you to compare account statements that you receive from us with the account statements that you receive from your custodian.

4th Quarter 2011 Fixed Income Market Commentary

December 31, 2011

- The European debt crisis continues to weigh heavily on investors despite continuing improvement in U.S. economic data. Successful auctions in France and Spain, an announced austerity plan in Italy and a productive European summit began to ease investor fears. However, confidence faded as new fears surfaced regarding sovereign credit rating cuts in Europe.
- The U.S. economic recovery continues to progress despite European woes with notable improvements in manufacturing, employment, and housing.
- European fears drove investors to the safe haven of treasuries. Thus, the 10-year Treasury yield ended the quarter 5 basis points lower at 1.88%. The 2-year Treasury yield decreased 1 basis point to 0.24% and the 30-year Treasury yield declined 3 basis points to 2.89%. These moves caused the 2-30 year yield spread to flatten to 265 basis points.
- Overall, the bond market delivered positive performance with a return of 1.12% on the Barclays Capital Aggregate Index and a return of 0.84% on the Barclays Capital Intermediate Government/Credit Index for the quarter.
- Spread product was mixed as two out of the four major sectors provided positive excess return. Corporate bonds were the leader with 82 basis points of excess return, followed by mortgage-backed securities with 24 basis points of excess return. Asset-backed securities and agencies underperformed with -28 basis points and -9 basis points of negative excess return, respectively.
- We fully expect the recovery to continue and believe the market has overreacted to European fears, reaching extreme levels in treasury yields. Thus, we are maintaining the duration of the portfolio marginally shorter than the benchmark. Additionally, we remain overweighted in corporate bonds with an emphasis on financials. Given the current low level of rates, we believe that rates will rise from here and spreads will continue to contract to more normal levels.

Current Fixed Income Market Factors

December 31, 2011

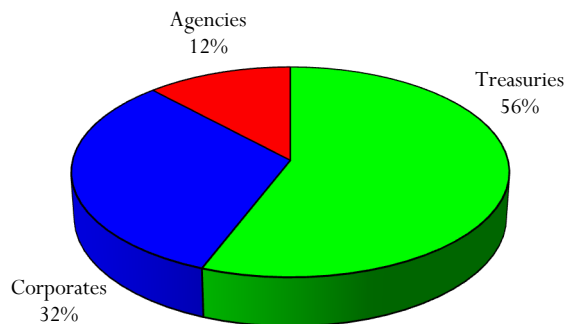
Factor		Position
Sentiment	Investors have maintained neutral position on rates.	Neutral
Monetary	Real monetary supply growth rates are near trend levels.	Neutral
Valuation	The sharp decline in yields has caused treasuries to become overvalued relative to our valuation model.	Negative
Economic	Liquidity measures remain at healthy levels.	Neutral
Inflation	Inflation expectations have stabilized at low levels.	Neutral

Fixed Income Portfolio Characteristics

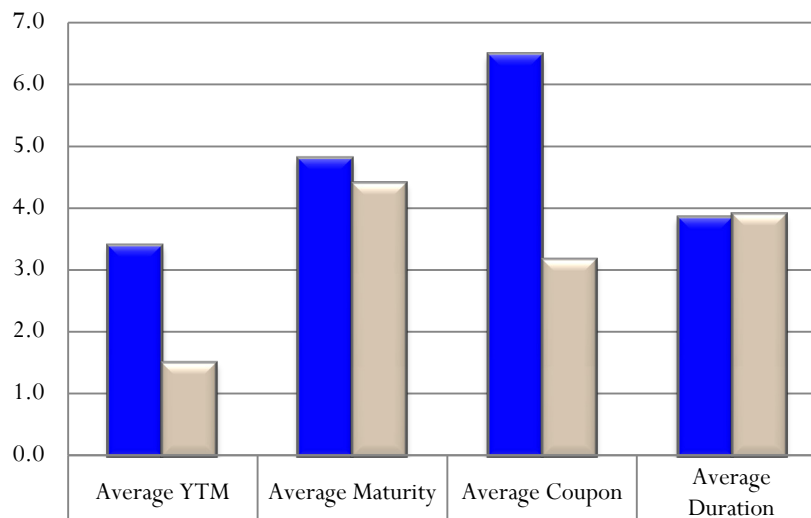
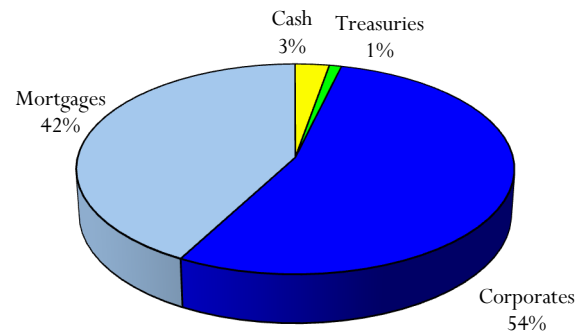
City of Ormond Beach Firefighters' Pension Trust Fund

December 31, 2011

Barclays Capital Int. Govt./Credit



Portfolio



■ Portfolio	3.4	4.8	6.5	3.9
■ Barclays Capital Int. Govt./Credit	1.5	4.4	3.2	3.9

GARCIA HAMILTON & ASSOCIATES
PORTFOLIO SUMMARY
CITY OF ORMOND BEACH FIREFIGHTERS' PENSION TRUST FUND-FIXED
(3250000231)
ormondff
December 31, 2011

<u>Security Type</u>	<u>Total Cost</u>	<u>Market Value</u>	<u>Pct. Assets</u>	<u>Yield</u>	<u>Est. Annual Income</u>
FIXED INCOME					
CORPORATE BONDS	3,029,833.66	2,997,608.97	53.4	4.9	189,299.05
GOVERNMENT BONDS					
TREASURY	56,394.34	55,311.52	1.0	0.3	2,681.25
MORTGAGE-BACKED SECURITIES-FNMA	1,155,498.41	1,163,512.64	20.7	2.3	60,128.36
MORTGAGE-BACKED SECURITIES-FHLMC	1,183,220.58	1,189,598.74	21.2	2.1	60,964.07
Accrued Interest		48,984.44	0.9		
	<u>5,424,946.98</u>	<u>5,455,016.32</u>	<u>97.2</u>	<u>3.7</u>	<u>313,072.74</u>
CASH & EQUIVALENTS					
CASH & EQUIVALENTS	158,531.13	158,531.13	2.8	0.0	31.71
	<u>158,531.13</u>	<u>158,531.13</u>	<u>2.8</u>	<u>0.0</u>	<u>31.71</u>
TOTAL PORTFOLIO	5,583,478.11	5,613,547.45	100.0	3.6	313,104.44

We urge you to compare account statements that you receive from us with the account statements that you receive from your custodian.

GARCIA HAMILTON & ASSOCIATES
 PORTFOLIO APPRAISAL
CITY OF ORMOND BEACH FIREFIGHTERS' PENSION TRUST FUND-FIXED (3250000231)
 ormondff
 December 31, 2011

Quantity	Security	Unit Cost	Total Cost	Price	Market Value	Pct. Assets	Unit Income	Annual Income	Yield
CORPORATE BONDS									
250,000	UBS Stamford 5.875% Due 12-20-17	99.25	248,123.40	104.10	260,262.25	4.6	5.875	14,687.50	5.1
230,000	Goldman Sachs 7.500% Due 02-15-19	119.16	274,070.56	110.44	254,014.07	4.5	7.500	17,250.00	5.7
215,000	Metlife Inc. 7.717% Due 02-15-19	122.34	263,029.85	125.39	269,598.39	4.8	7.717	16,591.55	3.6
230,000	J.P. Morgan Chase 6.300% Due 04-23-19	112.54	258,847.00	113.26	260,506.28	4.6	6.300	14,490.00	4.2
225,000	Morgan Stanley 7.300% Due 05-13-19	112.60	253,360.05	101.84	229,151.02	4.1	7.300	16,425.00	7.0
210,000	AFLAC Inc. 8.500% Due 05-15-19	116.46	244,571.70	122.55	257,365.50	4.6	8.500	17,850.00	4.8
215,000	Allstate Corp. 7.450% Due 05-16-19	123.21	264,902.45	121.58	261,404.31	4.7	7.450	16,017.50	4.0
170,000	American Express 8.125% Due 05-20-19	125.43	213,238.16	129.29	219,788.07	3.9	8.125	13,812.50	3.6
215,000	Citigroup 8.500% Due 05-22-19	117.13	251,838.10	117.71	253,073.49	4.5	8.500	18,275.00	5.5
260,000	Bank of America 7.625% Due 06-01-19	117.22	304,770.00	103.42	268,896.42	4.8	7.625	19,825.00	7.0
235,000	General Electric 6.000% Due 08-07-19	110.43	259,500.40	114.86	269,927.58	4.8	6.000	14,100.00	3.7
190,000	Pitney Bowes Inc. Call/Put 5.250% Due 01-15-37 Accrued Interest	101.89	193,581.99	101.91	193,621.59	3.4	5.250	9,975.00	5.1
					37,887.94	0.7			
			3,029,833.66		3,035,496.91	54.1		189,299.05	4.9

GARCIA HAMILTON & ASSOCIATES
 PORTFOLIO APPRAISAL
CITY OF ORMOND BEACH FIREFIGHTERS' PENSION TRUST FUND-FIXED (3250000231)
ormondff
 December 31, 2011

Quantity	Security	Unit Cost	Total Cost	Price	Market Value	Pct. Assets	Unit Income	Annual Income	Yield
GOVERNMENT BONDS									
TREASURY									
55,000	U S Treasury 4.875% Due 02-15-12 Accrued Interest	102.54	56,394.34	100.57	55,311.52	1.0	4.875	2,681.25	0.3
					1,005.47	0.0			
			56,394.34		56,316.99	1.0		2,681.25	0.3
	GOVERNMENT BONDS Total		56,394.34		56,316.99	1.0		2,681.25	0.3
MORTGAGE-BACKED SECURITIES-FNMA									
495,000.00	FNMA Pool #938721 5.500% Due 05-01-22	108.19	69,231.78	108.58	69,484.23	1.2	5.500	3,519.58	2.3
200,000.00	FNMA Pool #890042 5.500% Due 07-01-22	104.58	59,126.75	108.63	61,419.87	1.1	5.500	3,109.61	2.7
310,000.00	FNMA Pool #928613 6.000% Due 08-01-22	105.34	64,295.81	108.34	66,128.03	1.2	6.000	3,662.25	3.1
255,000.00	FNMA Pool #889716 5.500% Due 10-01-22	108.42	84,757.93	108.58	84,886.47	1.5	5.500	4,299.75	1.8
260,000.00	FNMA Pool #976943 5.500% Due 02-01-23	108.73	111,753.34	108.98	112,003.74	2.0	5.500	5,652.71	2.0
750,000.00	FNMA Pool #889390 6.000% Due 03-01-23	106.35	188,535.35	108.40	192,168.85	3.4	6.000	10,636.36	2.9
645,000.00	FNMA Pool #995461 5.500% Due 12-01-23	108.20	194,643.48	108.58	195,334.58	3.5	5.500	9,894.28	2.1
565,000.00	FNMA Pool #AA0822 5.500% Due 12-01-23	108.83	119,068.96	108.58	118,799.67	2.1	5.500	6,017.56	2.2
455,000.00	FNMA Pool #995517 5.500% Due 01-01-24	108.99	144,800.68	108.58	144,255.55	2.6	5.500	7,306.97	1.8
260,000.00	FNMA Pool #AD0662 5.500% Due 01-01-25	108.81	119,284.33	108.58	119,031.65	2.1	5.500	6,029.31	2.2

GARCIA HAMILTON & ASSOCIATES
PORTFOLIO APPRAISAL
CITY OF ORMOND BEACH FIREFIGHTERS' PENSION TRUST FUND-FIXED (3250000231)
ormondff
 December 31, 2011

Quantity	Security	Unit Cost	Total Cost	Price	Market Value	Pct. Assets	Unit Income	Annual Income	Yield
	Accrued Interest		1,155,498.41		5,010.70	0.1		60,128.36	2.3
					1,168,523.33	20.8		60,128.36	2.3
MORTGAGE-BACKED SECURITIES-FHLMC									
715,000.00	FHLMC Pool #G11953 5.500% Due 06-01-20	106.89	206,196.01	108.63	209,566.76	3.7	5.500	10,610.10	2.3
730,000.00	FHLMC Pool #J05894 5.500% Due 02-01-21	105.55	96,328.07	108.32	98,860.20	1.8	5.500	5,019.58	2.8
300,000.00	FHLMC Pool #J05928 5.500% Due 03-01-21	104.42	54,261.68	108.32	56,288.34	1.0	5.500	2,858.01	2.8
330,000.00	FHLMC Pool #G12444 6.000% Due 10-01-21	108.22	69,749.03	108.95	70,219.69	1.3	6.000	3,867.11	2.3
755,000.00	FHLMC Pool #G13173 5.500% Due 05-01-23	109.26	223,285.01	108.26	221,231.53	3.9	5.500	11,239.47	1.8
315,000.00	FHLMC Pool #G13493 5.500% Due 01-01-24	108.44	109,069.58	108.32	108,953.42	1.9	5.500	5,532.06	1.9
175,000.00	FHLMC Pool #G13465 6.000% Due 01-01-24	104.94	61,498.58	108.95	63,849.52	1.1	6.000	3,516.30	3.0
485,000.00	FHLMC Pool #G14014 5.500% Due 12-01-24	108.92	362,832.62	108.26	360,629.28	6.4	5.500	18,321.44	1.9
	Accrued Interest		1,183,220.58		5,080.34	0.1		60,964.07	2.1
					1,194,679.08	21.3		60,964.07	2.1
CASH & EQUIVALENTS									
	Regions Trust Deposit Account		158,531.13		158,531.13	2.8	0.020	31.71	0.0
			158,531.13		158,531.13	2.8		31.71	0.0
TOTAL PORTFOLIO			5,583,478.11		5,613,547.45	100.0		313,104.44	3.6

We urge you to compare account statements that you receive from us with the account statements that you receive from your custodian.

GARCIA HAMILTON & ASSOCIATES

PURCHASE AND SALE

CITY OF ORMOND BEACH FIREFIGHTERS' PENSION TRUST FUND-FIXED

(3250000231)

ormondff

From 10-01-11 To 12-31-11

Trade Date	Settle Date	Quantity	Security	Unit Price	Amount
PURCHASES					
10-14-11	10-27-11	72,653.66	FHLMC Pool #G14014 5.500% Due 12-01-24	108.22	78,624.89
11-08-11	11-28-11	25,996.91	FNMA Pool #995461 5.500% Due 12-01-23	108.14	28,113.22
12-02-11	12-07-11	215,000	Citigroup 8.500% Due 05-22-19	117.13	251,838.10
12-09-11	12-14-11	30,000	UBS Stamford 5.875% Due 12-20-17	105.23	31,570.20
12-22-11	12-28-11	20,000	Bank of America 7.625% Due 06-01-19	102.66	20,531.20
					410,677.61
SALES					
12-02-11	12-07-11	250,000	Citigroup 5.500% Due 02-15-17	100.09	250,222.50
					250,222.50
PRINCIPAL PAYDOWNS					
10-01-11	10-01-11	3,228.80	FHLMC Pool #G11953 5.500% Due 06-01-20	100.00	3,228.80
10-01-11	10-01-11	1,473.99	FHLMC Pool #G12444 6.000% Due 10-01-21	100.00	1,473.99
10-01-11	10-01-11	6,105.28	FHLMC Pool #G13173 5.500% Due 05-01-23	100.00	6,105.28
10-01-11	10-01-11	1,235.77	FHLMC Pool #G13465 6.000% Due 01-01-24	100.00	1,235.77
10-01-11	10-01-11	2,462.11	FHLMC Pool #G13493 5.500% Due 01-01-24	100.00	2,462.11

We urge you to compare account statements that you receive from us with the account statements that you receive from your custodian.

GARCIA HAMILTON & ASSOCIATES

PURCHASE AND SALE

CITY OF ORMOND BEACH FIREFIGHTERS' PENSION TRUST FUND-FIXED

(3250000231)

ormondff

From 10-01-11 To 12-31-11

Trade Date	Settle Date	Quantity	Security	Unit Price	Amount
10-01-11	10-01-11	3,302.02	FHLMC Pool #G14014 5.500% Due 12-01-24	100.00	3,302.02
10-01-11	10-01-11	4,402.69	FHLMC Pool #G14014 5.500% Due 12-01-24	100.00	4,402.69
10-01-11	10-01-11	1,667.71	FHLMC Pool #J05894 5.500% Due 02-01-21	100.00	1,667.71
10-01-11	10-01-11	1,525.82	FHLMC Pool #J05928 5.500% Due 03-01-21	100.00	1,525.82
10-01-11	10-01-11	5,577.32	FNMA Pool #889390 6.000% Due 03-01-23	100.00	5,577.32
10-01-11	10-01-11	2,711.30	FNMA Pool #889716 5.500% Due 10-01-22	100.00	2,711.30
10-01-11	10-01-11	1,743.29	FNMA Pool #890042 5.500% Due 07-01-22	100.00	1,743.29
10-01-11	10-01-11	572.63	FNMA Pool #928613 6.000% Due 08-01-22	100.00	572.63
10-01-11	10-01-11	1,189.71	FNMA Pool #928613 6.000% Due 08-01-22	100.00	1,189.71
10-01-11	10-01-11	2,313.13	FNMA Pool #938721 5.500% Due 05-01-22	100.00	2,313.13
10-01-11	10-01-11	3,515.49	FNMA Pool #976943 5.500% Due 02-01-23	100.00	3,515.49
10-01-11	10-01-11	3,918.16	FNMA Pool #995461 5.500% Due 12-01-23	100.00	3,918.16
10-01-11	10-01-11	1,148.88	FNMA Pool #995461 5.500% Due 12-01-23	100.00	1,148.88
10-01-11	10-01-11	3,806.30	FNMA Pool #995517 5.500% Due 01-01-24	100.00	3,806.30
10-01-11	10-01-11	12,182.39	FNMA Pool #AA0822 5.500% Due 12-01-23	100.00	12,182.39

We urge you to compare account statements that you receive from us with the account statements that you receive from your custodian.

GARCIA HAMILTON & ASSOCIATES

PURCHASE AND SALE

CITY OF ORMOND BEACH FIREFIGHTERS' PENSION TRUST FUND-FIXED

(3250000231)

ormondff

From 10-01-11 To 12-31-11

Trade Date	Settle Date	Quantity	Security	Unit Price	Amount
10-01-11	10-01-11	3,701.45	FNMA Pool #AD0662 5.500% Due 01-01-25	100.00	3,701.45
11-01-11	11-01-11	3,413.99	FHLMC Pool #G11953 5.500% Due 06-01-20	100.00	3,413.99
11-01-11	11-01-11	1,974.17	FHLMC Pool #G12444 6.000% Due 10-01-21	100.00	1,974.17
11-01-11	11-01-11	6,030.37	FHLMC Pool #G13173 5.500% Due 05-01-23	100.00	6,030.37
11-01-11	11-01-11	1,695.56	FHLMC Pool #G13465 6.000% Due 01-01-24	100.00	1,695.56
11-01-11	11-01-11	3,024.04	FHLMC Pool #G13493 5.500% Due 01-01-24	100.00	3,024.04
11-01-11	11-01-11	3,238.61	FHLMC Pool #G14014 5.500% Due 12-01-24	100.00	3,238.61
11-01-11	11-01-11	6,280.93	FHLMC Pool #G14014 5.500% Due 12-01-24	100.00	6,280.93
11-01-11	11-01-11	5,113.85	FHLMC Pool #J05894 5.500% Due 02-01-21	100.00	5,113.85
11-01-11	11-01-11	2,847.28	FHLMC Pool #J05928 5.500% Due 03-01-21	100.00	2,847.29
11-01-11	11-01-11	5,116.36	FNMA Pool #889390 6.000% Due 03-01-23	100.00	5,116.36
11-01-11	11-01-11	2,469.15	FNMA Pool #889716 5.500% Due 10-01-22	100.00	2,469.15
11-01-11	11-01-11	2,001.44	FNMA Pool #890042 5.500% Due 07-01-22	100.00	2,001.44
11-01-11	11-01-11	1,707.88	FNMA Pool #928613 6.000% Due 08-01-22	100.00	1,707.88
11-01-11	11-01-11	3,548.29	FNMA Pool #928613 6.000% Due 08-01-22	100.00	3,548.29

We urge you to compare account statements that you receive from us with the account statements that you receive from your custodian.

GARCIA HAMILTON & ASSOCIATES

PURCHASE AND SALE

CITY OF ORMOND BEACH FIREFIGHTERS' PENSION TRUST FUND-FIXED

(3250000231)

ormondff

From 10-01-11 To 12-31-11

Trade Date	Settle Date	Quantity	Security	Unit Price	Amount
11-01-11	11-01-11	2,225.34	FNMA Pool #938721 5.500% Due 05-01-22	100.00	2,225.34
11-01-11	11-01-11	2,095.04	FNMA Pool #976943 5.500% Due 02-01-23	100.00	2,095.04
11-01-11	11-01-11	5,411.83	FNMA Pool #995461 5.500% Due 12-01-23	100.00	5,411.83
11-01-11	11-01-11	1,586.86	FNMA Pool #995461 5.500% Due 12-01-23	100.00	1,586.86
11-01-11	11-01-11	4,257.61	FNMA Pool #995517 5.500% Due 01-01-24	100.00	4,257.61
11-01-11	11-01-11	7,495.11	FNMA Pool #AA0822 5.500% Due 12-01-23	100.00	7,495.11
11-01-11	11-01-11	3,783.92	FNMA Pool #AD0662 5.500% Due 01-01-25	100.00	3,783.92
12-01-11	12-01-11	6,711.89	FHLMC Pool #G11953 5.500% Due 06-01-20	100.00	6,711.89
12-01-11	12-01-11	2,071.80	FHLMC Pool #G12444 6.000% Due 10-01-21	100.00	2,071.80
12-01-11	12-01-11	6,365.78	FHLMC Pool #G13173 5.500% Due 05-01-23	100.00	6,365.78
12-01-11	12-01-11	1,300.92	FHLMC Pool #G13465 6.000% Due 01-01-24	100.00	1,300.92
12-01-11	12-01-11	3,879.17	FHLMC Pool #G13493 5.500% Due 01-01-24	100.00	3,879.17
12-01-11	12-01-11	3,311.42	FHLMC Pool #G14014 5.500% Due 12-01-24	100.00	3,311.42
12-01-11	12-01-11	6,422.16	FHLMC Pool #G14014 5.500% Due 12-01-24	100.00	6,422.16
12-01-11	12-01-11	5,029.69	FHLMC Pool #J05894 5.500% Due 02-01-21	100.00	5,029.69

We urge you to compare account statements that you receive from us with the account statements that you receive from your custodian.

GARCIA HAMILTON & ASSOCIATES

PURCHASE AND SALE

CITY OF ORMOND BEACH FIREFIGHTERS' PENSION TRUST FUND-FIXED

(3250000231)

ormondff

From 10-01-11 To 12-31-11

Trade Date	Settle Date	Quantity	Security	Unit Price	Amount
12-01-11	12-01-11	2,919.71	FHLMC Pool #J05928 5.500% Due 03-01-21	100.00	2,919.71
12-01-11	12-01-11	5,395.10	FNMA Pool #889390 6.000% Due 03-01-23	100.00	5,395.10
12-01-11	12-01-11	2,023.64	FNMA Pool #889716 5.500% Due 10-01-22	100.00	2,023.64
12-01-11	12-01-11	2,030.46	FNMA Pool #890042 5.500% Due 07-01-22	100.00	2,030.46
12-01-11	12-01-11	1,239.71	FNMA Pool #928613 6.000% Due 08-01-22	100.00	1,239.71
12-01-11	12-01-11	2,575.64	FNMA Pool #928613 6.000% Due 08-01-22	100.00	2,575.64
12-01-11	12-01-11	5,338.76	FNMA Pool #938721 5.500% Due 05-01-22	100.00	5,338.76
12-01-11	12-01-11	2,518.39	FNMA Pool #976943 5.500% Due 02-01-23	100.00	2,518.39
12-01-11	12-01-11	4,268.49	FNMA Pool #995461 5.500% Due 12-01-23	100.00	4,268.49
12-01-11	12-01-11	2,146.76	FNMA Pool #995461 5.500% Due 12-01-23	100.00	2,146.76
12-01-11	12-01-11	4,377.33	FNMA Pool #995517 5.500% Due 01-01-24	100.00	4,377.33
12-01-11	12-01-11	866.44	FNMA Pool #AA0822 5.500% Due 12-01-23	100.00	866.44
12-01-11	12-01-11	3,695.48	FNMA Pool #AD0662 5.500% Due 01-01-25	100.00	3,695.48
					<hr/> 217,590.62

We urge you to compare account statements that you receive from us with the account statements that you receive from your custodian.